

Traffic and Quality Characterization of Scalable Encoded Video: A Large-Scale Trace-Based Study

Part 3: Statistical Analysis of Temporal Scalable Encoded Video

*†

Martin Reisslein[‡] Jeremy Lassetter Sampath Ratnam Osama Lotfallah
Frank H.P. Fitzek[§] Sethuraman Panchanathan
<http://www.eas.asu.edu/trace>

January 2, 2003

Abstract

In this part we analyze the nearly 110 hours of temporal scalable encoded video in our video trace library. We study the traffic characteristics of the base layer consisting of I and P frames and the enhancement layer consisting of B frames. We also study the video quality provided by the base layer as well as the aggregate (base + enhancement layer) stream. For the encodings without rate control, the base layer is equivalent to extracting the I and P frames out of a single layer encoding, while the enhancement layer is equivalent to extracting the B frames out of the single layer stream. Our statistical analysis provides insights into these layer streams. Our encodings with rate control have a rate-controlled base layer, while the corresponding enhancement layer is encoded without rate control. These encodings are well suited for simulating the widely advocated networking scenario with a nearly constant bit rate base layer and a variable bit rate enhancement layer.

1 Introduction

In this part we conduct a statistical analysis of the video traffic and the video quality for the temporal scalable encoded video. This statistical analysis is based on the terse traces of the base layer and the corresponding enhancement layer. Recall from Part 1 that the terse traces

*Supported in part by the National Science Foundation under Grant No. Career ANI-0133252 and Grant No. ANI-0136774. Supported in part by the State of Arizona through the IT301 initiative. Supported in part by a matching grant and a special pricing grant from Sun Microsystems.

†Please direct correspondence to M. Reisslein.

‡M. Reisslein, J. Lassetter, S. Ratnam, O. Lotfallah, and S. Panchanathan are with the Telecommunications Research Center, Dept. of Electrical Engineering, Arizona State University, Goldwater Center, MC 7206, Tempe AZ 85287-7206, Phone: (480)965-8593, Fax: (480)965-8325, (email: {reisslein, jeremy.lassetter, sampath.ratnam, osama.lotfallah, panch}@asu.edu, web: <http://www.eas.asu.edu/trace>).

§F. Fitzek is with acticom GmbH, Am Borsigturm 42, 13507 Berlin, Germany Phone: +49-30-4303-2510, Fax: +49-30-4303-2519, (email: fitzek@acticom.de, web: <http://www.acticom.de>).

give the frame sizes of the individual layers. In addition, the terse base layer trace gives the the qualities (PSNR values) of the luminance component of the base layer stream. The terse enhancement layer trace gives the improvement in the PSNR of the luminance component achieved by the enhancement layer.

2 Analysis of Video Traffic

In this section we analyze the frame sizes (traffic) of the temporal scalable encoded videos. We first study the statistical characteristics of the base layer traffic, then the enhancement layer traffic, and finally the correlations between base layer and enhancement layer traffic.

2.1 Base Layer Traffic

Recall that in the considered Type 1 temporal scalable encodings, the I and P frames constitute the base layer and the B frames constitute the enhancement layer. With the IBBPBBPBBPBBIBB... GoP structure, the frame sizes X_{3k+1}^b and X_{3k+2}^b , $k = 0, \dots, N/3 - 1$, are zero (as these correspond to “gaps” in the base layer frame sequences). We give the compression ratios, the mean frame sizes (\bar{X}^b), the coefficients of variation (CoV_X^b), and the peak-to-mean ratios (X_{\max}^b/\bar{X}^b) in Table 1, along with the mean bit rates (\bar{X}^b/T), and the peak bit rate (X_{\max}^b/T). We define the compression ratio for the base layer as the ratio of the total file size of the uncompressed (YUV) video to the file size of the base layer.

We note by comparing Table 1 with Table 1 in Part 2 that the compression ratios of the temporal base layer without rate control are roughly two to three times larger than the compression ratios of the single layer encodings. (Equivalently, the \bar{X}^b is roughly one third to one half of the \bar{X} in Part 2.) This is reasonable since for every three frames in the single layer encoding there is one frame in the temporal base layer encodings, with the base layer containing the typically large I and P frames.

For the encodings with rate control we observe that the encoder meets all of the specified target bit rates with high accuracy. This is in contrast to the single layer encoding where the encoder was not able to meet the 64 kbps target bit rate. When encoding the base layer, the encoder has to “squeeze” fewer frames into the assigned target bit rate, 4 frames per GoP in the temporal base layer versus 12 frames for the single layer encoding. All of the low quality base layer encodings (which use a quantization parameter of 30) have a mean bit rate below 64 kbps; in fact, the mean bit rates are all below 50 kbps. As a consequence the encoder has “room” to adjust the quantization parameters in their valid range (up to 31) to meet the target bit rate.

Table 1: Overview of frame statistics of the base layer of temporal scalable encoded video

Enc. M.	Video	Compr. Ratio YUV:BL	Frame Size			Bit Rate	
			Mean \bar{X}^b [kbyte]	CoV $CoV_{\bar{X}^b}$	Peak/Mean X_{\max}^b/\bar{X}^b	Mean \bar{X}^b/T [Mbps]	Peak X_{\max}^b/T [Mbps]
QCIF	<i>Citizen Kane</i>	38.503	0.987	1.829	17.110	0.237	4.054
H.Q.	<i>Die Hard I</i>	29.427	1.292	1.612	10.077	0.310	3.124
No R.C.	<i>Jurassic Park I</i>	24.060	1.580	1.688	12.193	0.379	4.624
	<i>Silence of the Lambs</i>	42.495	0.895	1.848	18.463	0.215	3.964
	<i>Star Wars IV</i>	34.697	1.096	1.694	15.975	0.263	4.201
	<i>Star Wars V</i>	24.858	1.529	1.648	10.064	0.367	3.694
	<i>The Firm</i>	30.714	1.238	1.741	13.117	0.297	3.896
	<i>Terminator I</i>	27.487	1.383	1.652	10.590	0.332	3.515
	<i>Total Recall</i>	28.410	1.338	1.630	11.227	0.321	3.606
	<i>Aladdin</i>	16.416	2.316	1.540	9.956	0.556	5.533
	<i>Cinderella</i>	22.015	1.727	1.597	15.166	0.414	6.285
	<i>Baseball with Comm</i>	21.772	1.746	1.556	9.680	0.419	4.056
	<i>Snowboard with Comm</i>	19.162	1.984	1.600	12.966	0.476	6.174
	<i>Oprah w/o Comm</i>	16.732	2.272	1.534	7.226	0.545	3.941
	<i>Tonight Show w/o Comm</i>	29.313	1.297	1.994	13.973	0.311	4.349
	<i>Lecture-Gupta</i>	18.332	2.074	1.523	8.037	0.498	4.000
	<i>Lecture-Reisslein</i>	17.160	2.215	1.607	12.085	0.532	6.426
QCIF	<i>Jurassic Park I</i>	70.564	0.539	1.960	16.470	0.129	2.130
H.-M.Q.	<i>Star Wars IV</i>	109.007	0.349	2.026	28.651	0.084	2.398
No R.C.	<i>The Firm</i>	97.671	0.389	2.148	20.536	0.093	1.918
	<i>Tonight Show w/o Comm</i>	90.407	0.421	2.405	22.473	0.101	2.268
QCIF	<i>Citizen Kane</i>	131.133	0.290	2.511	28.996	0.070	2.017
M.Q.	<i>Die Hard I</i>	111.003	0.342	2.129	20.138	0.082	1.655
No R.C.	<i>Jurassic Park I</i>	90.045	0.422	2.289	21.017	0.101	2.130
	<i>Silence of the Lambs</i>	170.021	0.224	2.561	37.791	0.054	2.028
	<i>Star Wars IV</i>	133.729	0.284	2.296	35.149	0.068	2.398
	<i>Star Wars V</i>	108.101	0.352	2.316	20.388	0.084	1.721
	<i>The Firm</i>	122.171	0.311	2.486	24.636	0.075	1.840
	<i>Terminator I</i>	94.455	0.402	2.088	16.801	0.097	1.623
	<i>Total Recall</i>	109.314	0.348	2.171	19.001	0.083	1.586
	<i>Aladdin</i>	67.034	0.567	2.038	16.478	0.136	2.243
	<i>Cinderella</i>	89.246	0.426	2.128	26.488	0.102	2.708
	<i>Baseball with Comm</i>	95.630	0.398	2.120	19.493	0.095	1.860
	<i>Snowboard with Comm</i>	73.025	0.521	2.084	20.577	0.125	2.571
	<i>Oprah w/o Comm</i>	75.570	0.503	2.178	15.127	0.121	1.826
	<i>Tonight Show w/o Comm</i>	114.692	0.331	2.872	26.495	0.080	2.108
	<i>Lecture-Gupta</i>	76.918	0.494	2.335	18.699	0.119	2.218
	<i>Lecture-Reisslein</i>	74.746	0.509	2.370	20.114	0.122	2.455
QCIF	<i>Jurassic Park I</i>	193.233	0.197	1.995	19.051	0.047	0.900
M.-L.Q.	<i>Star Wars IV</i>	238.974	0.159	1.987	33.329	0.038	1.272
No R.C.	<i>The Firm</i>	245.2329	0.155	2.136	21.081	0.037	0.784
	<i>Tonight Show w/o Comm</i>	261.060	0.146	2.533	30.057	0.035	1.050
QCIF	<i>Citizen Kane</i>	298.791	0.127	2.038	21.465	0.031	0.655
L.Q.	<i>Die Hard I</i>	232.882	0.163	1.797	16.399	0.039	0.642
No R.C.	<i>Jurassic Park I</i>	232.778	0.163	1.881	17.776	0.039	0.697
	<i>Silence of the Lambs</i>	344.986	0.110	1.930	25.936	0.026	0.686
	<i>Star Wars IV</i>	269.274	0.141	1.870	30.309	0.034	1.027
	<i>Star Wars V</i>	251.911	0.151	1.921	17.911	0.036	0.649
	<i>The Firm</i>	285.987	0.133	1.986	18.574	0.032	0.593
	<i>Terminator I</i>	214.775	0.177	1.806	13.740	0.042	0.584
	<i>Total Recall</i>	235.998	0.161	1.814	14.384	0.039	0.556
	<i>Aladdin</i>	179.902	0.211	1.882	16.809	0.051	0.852
	<i>Cinderella</i>	223.681	0.170	1.871	27.054	0.041	1.104
	<i>Baseball with Comm</i>	223.523	0.170	1.818	14.787	0.041	0.604
	<i>Snowboard with Comm</i>	182.722	0.208	1.862	16.601	0.050	0.829
	<i>Oprah w/o Comm</i>	236.059	0.161	1.953	14.716	0.039	0.569
	<i>Tonight Show w/o Comm</i>	322.264	0.118	2.370	29.068	0.028	0.823

Table 1: *continued*

Enc. M.	Video	Compr. Ratio YUV:BL	Frame Size			Bit Rate	
			Mean \bar{X}^b [kbyte]	CoV CoV_X^b	Peak/Mean X_{\max}^b/\bar{X}^b	Mean \bar{X}^b/T [Mbps]	Peak X_{\max}^b/T [Mbps]
	<i>Lecture-Gupta</i>	221.784	0.171	2.371	20.273	0.041	0.834
	<i>Lecture-Reisslein</i>	224.043	0.170	2.327	24.864	0.041	1.013
Q CIF	<i>Citizen Kane</i>	142.459	0.267	2.051	36.983	0.064	2.369
R.C.	<i>Die Hard I</i>	142.455	0.267	1.862	35.310	0.064	2.262
64 kbps	<i>Jurassic Park I</i>	142.452	0.267	1.896	31.337	0.064	2.007
	<i>Silence of the Lambs</i>	142.461	0.267	1.867	26.790	0.064	1.716
	<i>Star Wars IV</i>	142.461	0.267	1.873	54.929	0.064	3.518
	<i>Star Wars V</i>	142.459	0.267	1.830	30.305	0.064	1.941
	<i>The Firm</i>	142.455	0.267	1.987	43.839	0.064	2.808
	<i>Terminator I</i>	142.411	0.267	1.825	59.053	0.064	3.783
	<i>Total Recall</i>	142.461	0.267	1.872	24.886	0.064	1.594
	<i>Aladdin</i>	142.460	0.267	1.799	52.849	0.064	3.385
	<i>Cinderella</i>	142.461	0.267	1.886	70.436	0.064	4.511
	<i>Baseball with Comm</i>	142.461	0.267	1.827	51.579	0.064	3.303
	<i>Snowboard with Comm</i>	142.458	0.267	1.782	51.473	0.064	3.297
	<i>Oprah w/o Comm</i>	142.459	0.267	1.952	39.291	0.064	2.516
	<i>Tonight Show w/o Comm</i>	142.461	0.267	2.010	25.501	0.064	1.633
	<i>Lecture-Gupta</i>	142.461	0.267	2.359	27.854	0.064	1.784
	<i>Lecture-Reisslein</i>	142.460	0.267	1.898	81.678	0.064	5.231
Q CIF	<i>Citizen Kane</i>	71.255	0.534	1.799	12.022	0.128	1.539
R.C.	<i>Die Hard I</i>	71.253	0.534	1.683	11.343	0.128	1.452
128 kbps	<i>Jurassic Park I</i>	71.255	0.534	1.746	11.420	0.128	1.462
	<i>Silence of the Lambs</i>	71.255	0.534	1.674	12.573	0.128	1.610
	<i>Star Wars IV</i>	71.255	0.534	1.675	11.096	0.128	1.421
	<i>Star Wars V</i>	71.255	0.534	1.659	10.598	0.128	1.357
	<i>The Firm</i>	71.254	0.534	1.775	13.070	0.128	1.674
	<i>Terminator I</i>	71.255	0.534	1.663	10.290	0.128	1.318
	<i>Total Recall</i>	71.255	0.534	1.690	12.886	0.128	1.650
	<i>Aladdin</i>	71.255	0.534	1.674	18.772	0.128	2.404
	<i>Cinderella</i>	71.255	0.534	1.689	16.920	0.128	2.166
	<i>Baseball with Comm</i>	71.255	0.534	1.645	10.753	0.128	1.377
	<i>Snowboard with Comm</i>	71.256	0.534	1.674	12.721	0.128	1.629
	<i>Oprah w/o Comm</i>	71.255	0.534	1.773	11.700	0.128	1.498
	<i>Tonight Show w/o Comm</i>	71.255	0.534	1.819	12.339	0.128	1.580
	<i>Lecture-Gupta</i>	71.255	0.534	1.925	9.805	0.128	1.255
	<i>Lecture-Reisslein</i>	71.255	0.534	1.768	10.631	0.128	1.361
Q CIF	<i>Citizen Kane</i>	35.634	1.067	1.594	11.664	0.256	2.987
R.C.	<i>Die Hard I</i>	35.633	1.067	1.532	10.525	0.256	2.695
256 kbps	<i>Jurassic Park I</i>	35.633	1.067	1.584	10.033	0.256	2.569
	<i>Silence of the Lambs</i>	35.634	1.067	1.524	10.616	0.256	2.718
	<i>Star Wars IV</i>	35.634	1.067	1.526	9.582	0.256	2.454
	<i>Star Wars V</i>	35.634	1.067	1.525	9.987	0.256	2.557
	<i>The Firm</i>	35.634	1.067	1.575	11.423	0.256	2.925
	<i>Terminator I</i>	35.634	1.067	1.524	9.888	0.256	2.532
	<i>Total Recall</i>	35.634	1.067	1.534	9.981	0.256	2.556
	<i>Aladdin</i>	35.634	1.067	1.526	8.504	0.256	2.177
	<i>Cinderella</i>	35.634	1.067	1.535	9.949	0.256	2.547
	<i>Baseball with Comm</i>	35.634	1.067	1.518	9.506	0.256	2.434
	<i>Snowboard with Comm</i>	35.634	1.067	1.534	10.404	0.256	2.664
	<i>Oprah w/o Comm</i>	35.634	1.067	1.589	10.173	0.256	2.605
	<i>Tonight Show w/o Comm</i>	35.634	1.067	1.617	9.687	0.256	2.480
	<i>Lecture-Gupta</i>	35.634	1.067	1.608	8.363	0.256	2.141
	<i>Lecture-Reisslein</i>	35.634	1.067	1.560	7.014	0.256	1.796

For the encodings without rate control we observe again a significant peak in the variability (both in terms of CoV_X^b and X_{\max}^b/\bar{X}^b) for encodings at the medium quality level. In addition, the high quality base layer has somewhat smaller variability than the low quality base layer.

We observe that the temporal base layer traffic is significantly more variable than the comparable single layer traffic. The X_{\max}^b/\bar{X}^b is roughly 1.5 to 2 times the X_{\max}/\bar{X} . This large variability is due to the fact that the frames missing in the base layer are counted as zeros in the frame size analysis, i.e., the frame size analysis considers a scenario where each frame is transmitted during its frame period of 33 msec and nothing is transmitted during the periods of the skipped frames. (A scenario where the transmission of a base layer frame is distributed equally over the 100 msec between successive base layer frames is considered in Table 2 below.) Note, however, that the temporal base layer with a target bit rate of 64 kbps is highly variable. The extremely high peak-to-mean ratios are due to a few extremely large frames. The coefficient of variation for the rate-controlled base layer tends to decrease as the target bit rate increases. Overall, the coefficients of variation for the rate-controlled base layers are comparable to the coefficients of variation for the base layers without rate control.

In addition to X_n^b , $n = 0, \dots, N - 1$, we consider a smoothed base layer trace O_n^b , $n = 0, \dots, N - 1$, defined as follows. $O_{3k}^b = O_{3k+1}^b = O_{3k+2}^b = X_{3k}^b/3$ for $k = 0, \dots, N/3 - 1$. (Note that analyzing O_n^b is equivalent to analyzing $X_n^{b(3)}$, the aggregated base layer trace with aggregation level $a = 3$.) The coefficient of variation $CoV_X^{b(3)}$, and the peak-to-mean ratio $X_{\max}^{b(3)}/\bar{X}^b$ are given in Table 2, along with the peak bit rate $X_{\max}^{b(3)}/T$ of the smoothed trace.

Table 2: Overview of frame statistics of the smoothed base layer of temporal scalable encoded video

Enc. M.	Video	Frame Size		Bit Rate
		CoV	Peak/Mean	Peak
		$CoV_X^{b(3)}$	$X_{\max}^{b(3)}/\bar{X}^b$	$X_{\max}^{b(3)}/T$ [Mbps]
QCIF	<i>Citizen Kane</i>	0.670	5.703	1.351
H.Q.	<i>Die Hard I</i>	0.447	3.359	1.041
No R.C.	<i>Jurassic Park I</i>	0.532	4.064	1.541
	<i>Silence of the Lambs</i>	0.687	6.154	1.321
	<i>Star Wars IV</i>	0.538	5.325	1.400
	<i>Star Wars V</i>	0.489	3.355	1.231
	<i>The Firm</i>	0.586	4.372	1.299
	<i>Terminator I</i>	0.493	3.530	1.172
	<i>Total Recall</i>	0.468	3.742	1.202
	<i>Aladdin</i>	0.351	3.319	1.845
	<i>Cinderella</i>	0.428	5.055	2.095
	<i>Baseball with Comm</i>	0.375	3.227	1.352
	<i>Snowboard with Comm</i>	0.432	4.322	2.058
	<i>Oprah w/o Comm</i>	0.343	2.409	1.314
	<i>Tonight Show w/o Comm</i>	0.812	4.658	1.450
	<i>Lecture-Gupta</i>	0.326	2.679	1.333
	<i>Lecture-Reisslein</i>	0.440	4.029	2.142
QCIF	<i>Jurassic Park I</i>	0.783	5.490	0.710
H.-M.Q.	<i>Star Wars IV</i>	0.837	9.551	0.799
No R.C.	<i>The Firm</i>	0.933	6.846	0.639
	<i>Tonight Show w/o Comm</i>	1.123	7.491	0.756
QCIF	<i>Citizen Kane</i>	1.198	9.665	0.672
M.Q.	<i>Die Hard I</i>	0.919	6.713	0.552
No R.C.	<i>Jurassic Park I</i>	1.039	7.006	0.710
	<i>Silence of the Lambs</i>	1.233	12.597	0.676
	<i>Star Wars IV</i>	1.044	11.717	0.799
	<i>Star Wars V</i>	1.059	6.796	0.574
	<i>The Firm</i>	1.180	8.213	0.613
	<i>Terminator I</i>	0.887	5.600	0.541
	<i>Total Recall</i>	0.951	6.334	0.529
	<i>Aladdin</i>	0.848	5.493	0.748
	<i>Cinderella</i>	0.918	8.829	0.903
	<i>Baseball with Comm</i>	0.912	6.498	0.620
	<i>Snowboard with Comm</i>	0.884	6.859	0.857
	<i>Oprah w/o Comm</i>	0.957	5.043	0.609
	<i>Tonight Show w/o Comm</i>	1.443	8.832	0.703
	<i>Lecture-Gupta</i>	1.073	6.233	0.739
	<i>Lecture-Reisslein</i>	1.098	6.705	0.818
QCIF	<i>Jurassic Park I</i>	0.812	6.351	0.300
M.-L.Q.	<i>Star Wars IV</i>	0.806	11.111	0.424
No R.C.	<i>The Firm</i>	0.925	7.028	0.261
	<i>Tonight Show w/o Comm</i>	1.213	10.019	0.350
QCIF	<i>Citizen Kane</i>	0.847	7.156	0.219
L.Q.	<i>Die Hard I</i>	0.640	5.467	0.214
No R.C.	<i>Jurassic Park I</i>	0.716	5.926	0.232
	<i>Silence of the Lambs</i>	0.758	8.646	0.229
	<i>Star Wars IV</i>	0.707	10.104	0.342

Table 2: *continued*

Enc. M.	Video	Frame Size		Bit Rate
		CoV $CoV_X^{b(3)}$	Peak/Mean $X_{\max}^{b(3)}/\bar{X}^b$	Peak $X_{\max}^{b(3)}/T$ [Mbps]
	<i>Star Wars V</i>	0.750	5.970	0.216
	<i>The Firm</i>	0.805	6.191	0.198
	<i>Terminator I</i>	0.648	4.580	0.195
	<i>Total Recall</i>	0.656	4.796	0.185
	<i>Aladdin</i>	0.716	5.603	0.284
	<i>Cinderella</i>	0.707	9.019	0.368
	<i>Baseball with Comm</i>	0.660	4.930	0.201
	<i>Snowboard with Comm</i>	0.700	5.535	0.276
	<i>Oprah w/o Comm</i>	0.777	4.905	0.190
	<i>Tonight Show w/o Comm</i>	1.098	9.689	0.274
	<i>Lecture-Gupta</i>	1.098	6.759	0.278
	<i>Lecture-Reisslein</i>	1.067	8.289	0.338
QCIF	<i>Citizen Kane</i>	0.857	12.328	0.790
R.C.	<i>Die Hard I</i>	0.699	11.770	0.754
64 kbps	<i>Jurassic Park I</i>	0.729	10.446	0.669
	<i>Silence of the Lambs</i>	0.704	8.930	0.572
	<i>Star Wars IV</i>	0.709	18.310	1.173
	<i>Star Wars V</i>	0.671	10.102	0.647
	<i>The Firm</i>	0.806	14.613	0.936
	<i>Terminator I</i>	0.666	19.685	1.261
	<i>Total Recall</i>	0.708	8.296	0.531
	<i>Aladdin</i>	0.642	17.616	1.128
	<i>Cinderella</i>	0.720	23.479	1.504
	<i>Baseball with Comm</i>	0.668	17.193	1.101
	<i>Snowboard with Comm</i>	0.626	17.158	1.099
	<i>Oprah w/o Comm</i>	0.777	13.097	0.839
	<i>Tonight Show w/o Comm</i>	0.825	8.501	0.544
	<i>Lecture-Gupta</i>	1.090	9.285	0.595
	<i>Lecture-Reisslein</i>	0.731	27.227	1.744
QCIF	<i>Citizen Kane</i>	0.642	4.007	0.513
R.C.	<i>Die Hard I</i>	0.527	3.781	0.484
128 kbps	<i>Jurassic Park I</i>	0.591	3.807	0.487
	<i>Silence of the Lambs</i>	0.517	4.191	0.537
	<i>Star Wars IV</i>	0.518	3.699	0.474
	<i>Star Wars V</i>	0.500	3.533	0.452
	<i>The Firm</i>	0.619	4.357	0.558
	<i>Terminator I</i>	0.506	3.430	0.439
	<i>Total Recall</i>	0.534	4.296	0.550
	<i>Aladdin</i>	0.517	6.257	0.801
	<i>Cinderella</i>	0.533	5.640	0.722
	<i>Baseball with Comm</i>	0.486	3.585	0.459
	<i>Snowboard with Comm</i>	0.517	4.241	0.543
	<i>Oprah w/o Comm</i>	0.618	3.900	0.499
	<i>Tonight Show w/o Comm</i>	0.661	4.113	0.527
	<i>Lecture-Gupta</i>	0.754	3.268	0.419
	<i>Lecture-Reisslein</i>	0.613	3.544	0.454
QCIF	<i>Citizen Kane</i>	0.424	3.888	0.996
R.C.	<i>Die Hard I</i>	0.340	3.508	0.898
256 kbps	<i>Jurassic Park I</i>	0.412	3.344	0.856
	<i>Silence of the Lambs</i>	0.328	3.539	0.906
	<i>Star Wars IV</i>	0.331	3.194	0.818
	<i>Star Wars V</i>	0.330	3.329	0.852
	<i>The Firm</i>	0.401	3.808	0.975
	<i>Terminator I</i>	0.328	3.296	0.844
	<i>Total Recall</i>	0.344	3.327	0.852
	<i>Aladdin</i>	0.331	2.835	0.726
	<i>Cinderella</i>	0.344	3.316	0.849
	<i>Baseball with Comm</i>	0.318	3.169	0.811
	<i>Snowboard with Comm</i>	0.344	3.468	0.888

Table 2: *continued*

Enc. M.	Video	Frame Size		Bit Rate
		CoV	Peak/Mean	Peak
		$CoV_X^{b(3)}$	$X_{\max}^{b(3)}/\bar{X}^b$	$X_{\max}^{b(3)}/T$ [Mbps]
	<i>Oprah w/o Comm</i>	0.418	3.391	0.868
	<i>Tonight Show w/o Comm</i>	0.453	3.229	0.827
	<i>Lecture-Gupta</i>	0.441	2.788	0.714
	<i>Lecture-Reisslein</i>	0.380	2.338	0.599

Aggregating three base layer frames (i.e., an I or P frame and two missing frames of size zero) or equivalently spreading the transmission of each base layer frame over three frame periods roughly reduces the standard deviation by a factor of three while leaving the mean unchanged. Thus, the coefficient of variation is reduced by roughly a factor of three. The peak bit rate and the peak-to-mean ratio of the $X_n^{b(3)}$ trace are exactly three times smaller compared to the unsmoothed X_n^b .

Comparing now the $X_n^{b(3)}$ traces with the corresponding single layer traces, we observe that the $X_n^{b(3)}$ trace is significantly less variable, with the $X_{\max}^{b(3)}/\bar{X}^b$ being typically one half to two thirds of the X_{\max}/\bar{X} . In other words the temporal base layer stream, consisting of I and P frames, is significantly less variable than the complete video stream. This indicates that the I and P frames are relatively less variable in size compared to the B frames. In other words, the B frames tend to be more variable in size compared to I and P frames. This is intuitive, as B frames can cover the entire range from being completely intra-coded (e.g., when the scene change occurs at that frame) to being completely inter-coded. In addition, the wide variety of motion vector types used in the predictive inter-coding contributes to the size variations. The variability of the B frames is studied in more detail in the section on the enhancement layer traffic. The observation of the base layer being less variable holds even stronger for the rate-controlled encodings with $X_{\max}^{b(3)}/\bar{X}^b$ typically being one third or less of the corresponding X_{\max}/\bar{X} . We also observe that the rate-controlled base layer has smaller coefficients of variation than the base layers without rate control.

Table 3 gives the mean *GoP* size (\bar{Y}^b), the coefficient of variation of the *GoP* sizes (CoV_Y^b), and the peak-to-mean ratio (Y_{\max}^b/\bar{Y}^b) of the *GoP* sizes, as well as the peak bit rate ($Y_{\max}^b/(GT)$) of the *GoP* trace. Note that at the *GoP* level there is no difference between the unsmoothed frame size trace X_n and the smoothed frame size trace O_n , i.e., both X_n , and O_n result in the same Y_m sequence.

Table 3: Overview of *GoP* statistics of the base layer of temporal scalable encoded video

Enc. M.	Video	GoP Size			Bit Rate
		Mean	CoV	Peak/Mean	Peak
		\bar{Y} [Kbyte]	CoV_Y^b	Y_{\max}^b/\bar{Y}^b	$Y_{\max}^b/(GT)$ [Mbps]
QCIF	<i>Citizen Kane</i>	11.848	0.479	4.508	1.068

Table 3: *continued*

Enc. M.	Video	GoP Size			Bit Rate
		Mean \bar{Y} [Kbyte]	CoV $CoV_{\bar{Y}}^b$	Peak/Mean Y_{\max}^b/\bar{Y}^b	Peak $Y_{\max}^b/(GT)$ [Mbps]
H.Q.	<i>Die Hard I</i>	15.503	0.285	2.437	0.756
No R.C.	<i>Jurassic Park I</i>	18.961	0.404	3.509	1.331
	<i>Silence of the Lambs</i>	10.735	0.537	5.762	1.237
	<i>Star Wars IV</i>	13.148	0.377	4.879	1.283
	<i>Star Wars V</i>	18.352	0.391	2.527	0.927
	<i>The Firm</i>	14.853	0.427	3.654	1.085
	<i>Terminator I</i>	16.597	0.385	3.086	1.024
	<i>Total Recall</i>	16.058	0.322	2.582	0.829
	<i>Aladdin</i>	27.790	0.285	2.656	1.476
	<i>Cinderella</i>	20.721	0.331	3.945	1.635
	<i>Baseball with Comm</i>	20.953	0.281	2.637	1.105
	<i>Snowboard with Comm</i>	23.807	0.363	3.544	1.687
	<i>Oprah w/o Comm</i>	27.265	0.251	1.982	1.081
	<i>Tonight Show w/o Comm</i>	15.563	0.668	3.774	1.175
	<i>Lecture-Gupta</i>	24.885	0.230	2.061	1.026
	<i>Lecture-Reisslein</i>	26.585	0.393	2.011	1.069
QCIF	<i>Jurassic Park I</i>	6.465	0.486	4.596	0.594
H.-M.Q.	<i>Star Wars IV</i>	4.185	0.506	7.532	0.630
No R.C.	<i>The Firm</i>	4.671	0.580	4.920	0.460
	<i>Tonight Show w/o Comm</i>	5.046	0.708	5.002	0.505
QCIF	<i>Citizen Kane</i>	3.479	0.501	5.503	0.383
M.Q.	<i>Die Hard I</i>	4.110	0.375	3.207	0.264
No R.C.	<i>Jurassic Park I</i>	5.066	0.457	4.377	0.444
	<i>Silence of the Lambs</i>	2.683	0.664	8.617	0.462
	<i>Star Wars IV</i>	3.411	0.482	7.309	0.499
	<i>Star Wars V</i>	4.220	0.537	3.720	0.314
	<i>The Firm</i>	3.734	0.547	4.605	0.344
	<i>Terminator I</i>	4.830	0.443	3.659	0.353
	<i>Total Recall</i>	4.173	0.409	3.138	0.262
	<i>Aladdin</i>	6.805	0.458	3.853	0.524
	<i>Cinderella</i>	5.112	0.435	6.796	0.695
	<i>Baseball with Comm</i>	4.770	0.407	3.580	0.342
	<i>Snowboard with Comm</i>	6.247	0.458	4.570	0.571
	<i>Oprah w/o Comm</i>	6.037	0.307	2.990	0.361
	<i>Tonight Show w/o Comm</i>	3.978	0.686	4.785	0.381
	<i>Lecture-Gupta</i>	5.931	0.330	2.678	0.318
	<i>Lecture-Reisslein</i>	6.103	0.515	2.764	0.337
QCIF	<i>Jurassic Park I</i>	2.361	0.414	3.956	0.187
M.-L.Q.	<i>Star Wars IV</i>	1.909	0.438	6.776	0.259
No R.C.	<i>The Firm</i>	1.860	0.484	3.896	0.145
	<i>Tonight Show w/o Comm</i>	1.747	0.665	5.328	0.186
QCIF	<i>Citizen Kane</i>	1.527	0.403	4.124	0.126
L.Q.	<i>Die Hard I</i>	1.959	0.352	2.813	0.110
No R.C.	<i>Jurassic Park I</i>	1.960	0.367	3.274	0.128
	<i>Silence of the Lambs</i>	1.322	0.472	6.707	0.177
	<i>Star Wars IV</i>	1.694	0.391	5.778	0.196
	<i>Star Wars V</i>	1.811	0.443	3.392	0.123
	<i>The Firm</i>	1.595	0.425	3.321	0.106
	<i>Terminator I</i>	2.124	0.394	3.368	0.143
	<i>Total Recall</i>	1.933	0.373	2.639	0.102
	<i>Aladdin</i>	2.536	0.438	3.746	0.190
	<i>Cinderella</i>	2.039	0.397	7.139	0.291
	<i>Baseball with Comm</i>	2.041	0.383	2.950	0.120
	<i>Snowboard with Comm</i>	2.497	0.392	3.774	0.188
	<i>Oprah w/o Comm</i>	1.933	0.329	3.570	0.138
	<i>Tonight Show w/o Comm</i>	1.416	0.622	5.107	0.145
	<i>Lecture-Gupta</i>	2.057	0.298	2.959	0.122
	<i>Lecture-Reisslein</i>	2.036	0.466	3.131	0.127
QCIF	<i>Citizen Kane</i>	3.202	0.150	4.482	0.287

Table 3: *continued*

Enc. M.	Video	GoP Size			Bit Rate
		Mean \bar{Y} [Kbyte]	CoV $CoV_{\bar{Y}}^b$	Peak/Mean Y_{\max}^b/\bar{Y}^b	Peak $Y_{\max}^b/(GT)$ [Mbps]
R.C.	<i>Die Hard I</i>	3.202	0.197	4.242	0.272
64 kbps	<i>Jurassic Park I</i>	3.202	0.179	5.134	0.329
	<i>Silence of the Lambs</i>	3.202	0.138	5.575	0.357
	<i>Star Wars IV</i>	3.202	0.201	9.733	0.623
	<i>Star Wars V</i>	3.202	0.223	7.253	0.465
	<i>The Firm</i>	3.202	0.176	4.003	0.256
	<i>Terminator I</i>	3.203	0.222	5.450	0.349
	<i>Total Recall</i>	3.202	0.190	3.714	0.238
	<i>Aladdin</i>	3.202	0.338	12.126	0.777
	<i>Cinderella</i>	3.202	0.248	6.410	0.411
	<i>Baseball with Comm</i>	3.202	0.214	4.680	0.300
	<i>Snowboard with Comm</i>	3.202	0.302	8.134	0.521
	<i>Oprah w/o Comm</i>	3.202	0.167	5.165	0.331
	<i>Tonight Show w/o Comm</i>	3.202	0.152	3.286	0.210
	<i>Lecture-Gupta</i>	3.202	0.143	5.781	0.370
	<i>Lecture-Reisslein</i>	3.202	0.183	10.074	0.645
QCIF	<i>Citizen Kane</i>	6.402	0.063	1.594	0.204
R.C.	<i>Die Hard I</i>	6.402	0.078	1.524	0.195
128 kbps	<i>Jurassic Park I</i>	6.402	0.069	1.417	0.181
	<i>Silence of the Lambs</i>	6.402	0.045	1.924	0.246
	<i>Star Wars IV</i>	6.402	0.074	1.503	0.192
	<i>Star Wars V</i>	6.402	0.076	1.462	0.187
	<i>The Firm</i>	6.402	0.072	1.444	0.185
	<i>Terminator I</i>	6.402	0.089	1.895	0.243
	<i>Total Recall</i>	6.402	0.082	1.450	0.186
	<i>Aladdin</i>	6.402	0.138	2.613	0.335
	<i>Cinderella</i>	6.402	0.108	2.256	0.289
	<i>Baseball with Comm</i>	6.402	0.080	1.635	0.209
	<i>Snowboard with Comm</i>	6.402	0.111	2.014	0.258
	<i>Oprah w/o Comm</i>	6.402	0.064	1.614	0.207
	<i>Tonight Show w/o Comm</i>	6.402	0.066	1.586	0.203
	<i>Lecture-Gupta</i>	6.402	0.051	1.488	0.191
	<i>Lecture-Reisslein</i>	6.402	0.042	1.438	0.184
QCIF	<i>Citizen Kane</i>	12.802	0.033	1.406	0.360
R.C.	<i>Die Hard I</i>	12.802	0.035	1.452	0.372
256 kbps	<i>Jurassic Park I</i>	12.802	0.033	1.409	0.361
	<i>Silence of the Lambs</i>	12.802	0.021	1.247	0.319
	<i>Star Wars IV</i>	12.802	0.033	1.385	0.355
	<i>Star Wars V</i>	12.802	0.037	1.404	0.359
	<i>The Firm</i>	12.802	0.033	1.273	0.326
	<i>Terminator I</i>	12.802	0.042	1.257	0.322
	<i>Total Recall</i>	12.802	0.036	1.231	0.315
	<i>Aladdin</i>	12.802	0.064	1.473	0.377
	<i>Cinderella</i>	12.802	0.049	1.722	0.441
	<i>Baseball with Comm</i>	12.802	0.034	1.334	0.342
	<i>Snowboard with Comm</i>	12.802	0.053	1.700	0.435
	<i>Oprah w/o Comm</i>	12.802	0.030	1.236	0.316
	<i>Tonight Show w/o Comm</i>	12.802	0.031	1.265	0.324
	<i>Lecture-Gupta</i>	12.802	0.021	1.190	0.305
	<i>Lecture-Reisslein</i>	12.802	0.019	1.240	0.317

For the encodings without rate control we observe again a peak in the traffic variability at the medium quality level. We also observe again that the temporal base layer GoP traffic is less variable than the corresponding single layer traffic. Also, the rate-controlled base layers are significantly less variable than the base layers without rate control. The coefficients of variation

CoV_X^b are good indicators of the general smoothness of the rate-controlled base layers at the GoP aggregation level. For the 256 kbps base layer the CoV_X^b are roughly an order of magnitude smaller than for the encodings without rate control. The CoV_X^b for the 128 kbps and 64 kbps are larger than for the 256 kbps base layer; however, the 128 kbps and 64 kbps CoV_X^b 's are still significantly smaller than for the base layer without rate control. The 64 kbps base layers tend to have peak-to-mean GoP size ratios that are on the order of the ratios for the encodings without rate control. This is due to some extremely large GoPs, which are however rare.

The peak rates of the 128 kbps and 256 kbps base layers at the GoP aggregation level are quite close to the mean bit rate. The peak rates of the 128 kbps base layers are typically less than 200 kbps and the peak rates of the 256 kbps base layers are typically less than 300 kbps. This enables the transport of the base layer with rate control over reliable constant bit rate network “pipes” — provisioned, for instance, using the guaranteed service paradigm [1].

Note, that even these rate-controlled encodings at the GoP aggregation level require some amount of over-provisioning since the peak rates are larger than the mean bit rates. As illustrated in the following figures, (see in particular Figure 3) excursions above (and below) the mean bit rate are typically short-lived. Therefore, any of the common smoothing algorithms (e.g., [2], [3], [4], [5]) should be able to reduce the peak rates of the GoP streams to rates very close to the mean bit rate with a moderately-sized smoothing buffer. In addition, note that the TM5 rate control employed in our encodings is a basic rate control scheme which is standardized and widely used. More sophisticated and refined rate control schemes (see for example [6], [7], [8], [9], [10]) may further reduce the variability of the traffic (and also achieve a better rate-distortion performance).

Figure 1 gives the (unsmoothed) frame size X_n^b (in bytes) as a function of the frame number n . For the encodings with rate control we observe again the pronounced variability of the frame sizes. Note that the outlines of the upper borders of the shaded areas are strikingly similar to the corresponding outlines in Figure 1 of Part 2.

As we discuss in detail later in this part, the temporal base layer is approximately equivalent to extracting the I and P frames out of a single layer encoding. The plots in Figure 1 may serve as a visual “proof”; the large I and P frames, which span the upper borders of the shaded areas in the plots, are the same as in Figure 1 of Part 2.

The smaller B frames, which span the lower border of the shaded area in the plots of Figure 2 of Part 2 are replaced by zeros in the base layer size traces. Thus the shading extends to the x-axis in the corresponding regions of Figure 1. For the encodings with rate control we observe that the base layers appear to have fewer “spikes” of extremely large frames compared to the corresponding single layer encodings.

Figure 2 gives the smoothed frames size $X_n^{b(3)}$ (in bytes) as a function of the frame number n . These plots complement the statistics given in Table 2 for the smoothed base layer traces. While the smoothing over 3 frames has significantly reduced the variability by eliminating the “zeros” in the traces, there is still significant variability present, even for the rate-controlled sequences.

Figure 3 gives the GoP size Y_m^b (in bytes) as a function of the GoP number m . For encodings without rate control we observe the traffic variations that are typical for open-loop encodings. The GoP sizes of the encodings with rate control, on the other hand, are centered around the target GoP size, with only occasional excursions. Also, as already noted for Table 3, the GoP size traces of the base layer encodings have smaller outlines than the GoP sizes of the single layer encodings. Figure 3 underscores that the GoP size traffic of the temporal base layer is less variable.

In the following analysis we focus on the smoothed frame size trace O_n^b , $n = 0, \dots, N - 1$; for conciseness we analyze the equivalent trace $X_n^{b(3)}$, $n = 0, \dots, N/3 - 1$.

Figure 4 gives the histograms of the frame sizes $X_n^{b(3)}$. Note that these histograms are quite similar to the histograms obtained by scaling the frame sizes in the single layer histograms in Figure 2 of Part 2 by a factor of three. The most significant difference is that the tails (probabilities for layer frame sizes) are amplified in the histograms here. This reflects the fact that the large I and P frames are in the base layer. Note that the encodings with rate control have two “humps”, which are more pronounced here than for the single layer encodings.

Figure 5 gives the histograms of the GoP sizes Y_m . Most striking is that the GoP size histograms for the encodings with rate control are very narrow.

Figure 6 gives the autocorrelation coefficient $\rho_{X^{(3)}}^b(k)$ of the frame size sequence $X_n^{b(3)}$, $n = 0, \dots, N/3 - 1$, as a function of the lag k (in frames). For the encodings without rate control we observe that the three small spikes between I frames which are present in the single layer, are absent in temporal base layer.

Figure 7 gives the autocorrelation coefficient $\rho_Y^b(k)$ of the GoP size sequence Y_m^b , $m = 0, \dots, N/G - 1$, as a function of the lag k (in GoPs). We observe that the GoP autocorrelation functions for the base layer encodings without rate control are very similar to the autocorrelation functions of the single layer encodings. We also observe that the autocorrelation functions for the encodings with rate control drop off very quickly to zero and then either hover around zero with very small amplitudes (128 kbps and 256 kbps base layers) or somewhat larger amplitudes (64 kbps). The 64 kbps and 128 kbps base layer autocorrelation functions, in particular, are significantly closer to zero than the autocorrelation functions of the corresponding single layer encodings. This appears to indicate once more the better performance of the TM5 rate control for the base layers.

Table 4 gives the Hurst parameter obtained with the R/S heuristics and the periodogram for X_n^b , $n = 0, \dots, N - 1$, as a function of the aggregation level a . Comparing Table 4 with the Table 3 of Part 2, we observe that the Hurst parameter estimates of the data generated by the two encoding types — single layer and temporal base layer — are almost the same for the different aggregation levels for encodings without rate control.

For the encodings with rate control, the Hurst parameter estimates are again below 0.5 for most videos and bit rates, making the estimates invalid. Only the 64 kbps *Alladin* and *Lecture-Reisslein* encodings have Hurst parameter estimates above 0.5, which, however, drop off to close to 0.5 for large aggregation levels. Thus, there is not a strong indication that these traces have long range dependence properties.

Table 4: Hurst parameters estimated from pox diagram of R/S and program as a function of the aggregation level a .

Enc. M.	Video	Aggregation level a [frames]										
		12	24	48	96	192	300	396	504	600	696	792
QCIF	<i>Citizen Kane</i>	0.921	0.926	0.917	0.904	0.891	0.898	0.892	0.887	0.881	0.863	0.831
H.Q.	<i>Citizen Kane</i>	1.148	1.168	1.168	1.052	0.969	0.912	0.898	0.918	0.939	1.024	0.853
No R.C.	<i>Die Hard I</i>	0.799	0.783	0.787	0.777	0.757	0.735	0.696	0.674	0.668	0.641	0.658
	<i>Die Hard I</i>	1.072	1.062	0.997	0.893	0.810	0.776	0.809	0.833	0.846	0.823	0.785
	<i>Jurassic Park I</i>	0.844	0.818	0.777	0.732	0.748	0.734	0.754	0.712	0.674	0.638	0.666
	<i>Jurassic Park I</i>	1.155	1.201	1.124	1.062	0.966	0.943	0.917	0.917	0.935	0.820	0.850
	<i>Silence of the Lambs</i>	0.910	0.891	0.883	0.909	0.922	0.904	0.892	0.815	0.820	0.837	0.759
	<i>Silence of the Lambs</i>	1.144	1.217	1.156	1.062	0.997	0.987	0.998	1.051	1.026	1.080	1.116
	<i>Star Wars IV</i>	0.857	0.851	0.836	0.821	0.809	0.823	0.818	0.840	0.841	0.857	0.857
	<i>Star Wars IV</i>	1.072	1.085	1.065	1.046	0.963	0.981	0.987	0.962	1.017	0.896	1.021
	<i>Star Wars V</i>	0.872	0.853	0.869	0.845	0.835	0.803	0.787	0.846	0.773	0.806	0.741
	<i>Star Wars V</i>	1.193	1.187	1.078	1.009	0.993	0.930	0.922	0.911	0.867	0.821	0.773
	<i>The Firm</i>	0.890	0.874	0.855	0.834	0.815	0.801	0.817	0.769	0.761	0.763	0.727
	<i>The Firm</i>	1.084	1.143	1.128	1.096	1.089	1.065	1.081	1.001	1.058	1.070	1.013
	<i>Terminator I</i>	0.899	0.901	0.894	0.888	0.866	0.864	0.885	0.866	0.823	0.787	0.850
	<i>Terminator I</i>	1.088	1.072	1.003	0.993	0.984	0.966	0.954	0.998	0.924	0.962	0.949
	<i>Total Recall</i>	0.888	0.885	0.868	0.870	0.865	0.850	0.853	0.864	0.850	0.849	0.874
	<i>Total Recall</i>	1.078	1.087	1.048	1.016	0.995	0.954	1.001	0.894	0.989	0.888	0.915
	<i>Aladdin</i>	0.873	0.861	0.865	0.858	0.871	0.872	0.836	0.808	0.804	0.759	0.753
	<i>Aladdin</i>	1.064	1.038	0.979	0.920	0.944	0.956	0.975	0.976	1.062	0.950	0.972

Table 4: *continued*

Enc. M.	Video	Aggregation level α [frames]										
		12	24	48	96	192	300	396	504	600	696	792
	<i>Cinderella</i>	0.848	0.839	0.845	0.850	0.844	0.890	0.856	0.838	0.863	0.811	0.874
	<i>Cinderella</i>	1.091	1.068	1.004	0.975	0.973	0.999	1.006	1.019	1.022	1.027	0.924
	<i>Baseball with Comm</i>	0.828	0.817	0.792	0.808	0.830	0.850	0.871	0.808	0.796	0.880	0.836
	<i>Baseball with Comm</i>	1.087	1.100	1.013	0.985	0.869	0.793	0.791	0.783	0.815	0.829	0.823
	<i>Snowboard with Comm</i>	0.776	0.757	0.726	0.698	0.669	0.664	0.656	0.697	0.705	0.664	0.722
	<i>Snowboard with Comm</i>	1.166	1.101	0.918	0.922	0.869	0.790	0.745	0.691	0.791	0.644	0.726
	<i>Oprah w/o Comm</i>	0.864	0.850	0.839	0.852	0.843	0.948	0.869	0.906	0.939	0.871	0.882
	<i>Oprah w/o Comm</i>	1.154	1.163	1.114	0.980	1.013	1.049	0.995	1.028	0.986	1.046	1.116
	<i>Tonight Show w/o Comm</i>	0.914	0.922	0.939	0.948	0.931	0.972	0.942	1.007	1.016	0.983	1.021
	<i>Tonight Show w/o Comm</i>	1.112	1.221	1.252	1.244	1.230	1.235	1.283	1.332	1.298	1.314	1.279
	<i>Lecture-Gupta</i>	1.012	0.996	0.971	0.959	0.923	0.952	0.914	0.946	0.950	0.918	0.917
	<i>Lecture-Gupta</i>	1.226	1.265	1.267	1.088	0.890	0.966	1.065	0.965	0.999	1.201	1.181
	<i>Lecture-Reisslein</i>	0.970	0.957	0.950	0.933	0.915	0.890	0.934	0.933	0.872	0.931	0.935
	<i>Lecture-Reisslein</i>	1.285	1.269	1.227	1.220	1.153	1.165	1.194	1.250	1.278	1.301	1.326
QCIF	<i>Jurassic Park I</i>	0.823	0.801	0.760	0.710	0.725	0.711	0.720	0.681	0.651	0.616	0.616
H.-M.Q.	<i>Jurassic Park I</i>	1.098	1.165	1.116	1.055	0.976	0.923	0.928	0.931	0.918	0.823	0.856
No R.C.	<i>Star Wars IV</i>	0.857	0.851	0.837	0.821	0.825	0.820	0.820	0.808	0.816	0.883	0.875
	<i>Star Wars IV</i>	1.009	1.037	1.055	1.058	1.005	0.977	0.998	0.964	1.022	0.909	0.952
	<i>The Firm</i>	0.903	0.896	0.869	0.851	0.834	0.831	0.846	0.789	0.788	0.779	0.764
	<i>The Firm</i>	1.019	1.074	1.112	1.090	1.104	1.096	1.108	1.079	1.083	1.086	1.066
	<i>Tonight Show w/o Comm</i>	0.887	0.904	0.911	0.943	0.925	0.970	0.928	0.998	1.031	1.023	1.065
	<i>Tonight Show w/o Comm</i>	1.067	1.162	1.189	1.206	1.180	1.187	1.259	1.290	1.290	1.329	1.264
QCIF	<i>Citizen Kane</i>	0.922	0.928	0.924	0.920	0.899	0.898	0.887	0.900	0.884	0.849	0.828
M.Q.	<i>Citizen Kane</i>	1.102	1.133	1.137	1.061	0.958	0.896	0.898	0.906	0.933	0.996	0.963
No R.C.	<i>Die Hard I</i>	0.809	0.788	0.790	0.770	0.756	0.741	0.698	0.696	0.685	0.642	0.686
	<i>Die Hard I</i>	1.021	1.046	0.991	0.904	0.834	0.799	0.870	0.851	0.831	0.785	0.764
	<i>Jurassic Park I</i>	0.824	0.799	0.760	0.713	0.728	0.714	0.720	0.687	0.657	0.623	0.619
	<i>Jurassic Park I</i>	1.091	1.155	1.109	1.054	0.985	0.924	0.926	0.915	0.921	0.818	0.854
	<i>Silence of the Lambs</i>	0.922	0.895	0.886	0.888	0.899	0.909	0.874	0.838	0.827	0.859	0.791
	<i>Silence of the Lambs</i>	1.064	1.154	1.128	1.067	1.007	0.986	1.009	1.049	1.049	1.124	1.129
	<i>Star Wars IV</i>	0.856	0.850	0.834	0.820	0.828	0.813	0.817	0.803	0.809	0.884	0.878
	<i>Star Wars IV</i>	1.007	1.035	1.055	1.057	1.011	0.980	0.994	0.961	1.023	0.912	0.950
	<i>Star Wars V</i>	0.879	0.858	0.865	0.856	0.829	0.813	0.799	0.869	0.812	0.851	0.782
	<i>Star Wars V</i>	1.116	1.130	1.042	0.986	0.970	0.934	0.931	0.922	0.955	0.848	0.869
	<i>The Firm</i>	0.907	0.895	0.870	0.855	0.837	0.838	0.848	0.793	0.794	0.784	0.770
	<i>The Firm</i>	1.014	1.068	1.105	1.095	1.103	1.096	1.105	1.089	1.078	1.073	1.071
	<i>Terminator I</i>	0.897	0.896	0.888	0.880	0.854	0.876	0.885	0.896	0.880	0.852	0.914
	<i>Terminator I</i>	1.035	1.058	0.999	0.998	0.982	0.962	0.969	0.961	0.949	0.997	0.948
	<i>Total Recall</i>	0.878	0.872	0.859	0.862	0.829	0.806	0.808	0.818	0.801	0.816	0.791
	<i>Total Recall</i>	1.016	1.041	1.038	1.009	1.014	0.976	1.002	0.880	0.949	0.877	0.902
	<i>Aladdin</i>	0.883	0.873	0.880	0.875	0.900	0.899	0.858	0.842	0.838	0.795	0.783
	<i>Aladdin</i>	1.039	1.026	0.974	0.933	0.976	0.956	0.994	0.970	1.037	0.898	0.982
	<i>Cinderella</i>	0.825	0.812	0.816	0.810	0.796	0.816	0.790	0.754	0.754	0.762	0.772
	<i>Cinderella</i>	1.049	1.046	0.996	0.961	0.957	0.960	0.938	0.959	0.969	0.936	0.813
	<i>Baseball with Comm</i>	0.801	0.790	0.758	0.758	0.791	0.814	0.845	0.805	0.790	0.885	0.861
	<i>Baseball with Comm</i>	1.045	1.076	1.033	0.988	0.827	0.752	0.721	0.733	0.710	0.789	0.736
	<i>Snowboard with Comm</i>	0.769	0.752	0.722	0.687	0.646	0.642	0.635	0.674	0.681	0.659	0.709
	<i>Snowboard with Comm</i>	1.107	1.061	0.915	0.903	0.845	0.768	0.725	0.667	0.763	0.650	0.708
	<i>Oprah w/o Comm</i>	0.815	0.792	0.764	0.751	0.722	0.771	0.697	0.701	0.743	0.692	0.685
	<i>Oprah w/o Comm</i>	1.075	1.089	1.057	0.960	0.950	0.939	0.894	0.906	0.900	0.897	0.948
	<i>Tonight Show w/o Comm</i>	0.893	0.904	0.916	0.955	0.928	0.980	0.935	1.015	1.045	1.035	1.075
	<i>Tonight Show w/o Comm</i>	1.052	1.151	1.184	1.209	1.180	1.185	1.263	1.281	1.285	1.328	1.265
	<i>Lecture-Gupta</i>	1.010	0.978	0.958	0.935	0.880	0.899	0.856	0.886	0.908	0.904	0.890
	<i>Lecture-Gupta</i>	1.164	1.222	1.240	1.141	0.979	1.016	1.029	0.906	0.930	1.221	1.081
	<i>Lecture-Reisslein</i>	0.972	0.967	0.948	0.933	0.927	0.901	0.948	0.950	0.887	0.957	0.954
	<i>Lecture-Reisslein</i>	1.180	1.211	1.226	1.220	1.174	1.143	1.184	1.218	1.234	1.247	1.313
QCIF	<i>Jurassic Park I</i>	0.818	0.795	0.770	0.719	0.718	0.708	0.695	0.713	0.658	0.613	0.619
M.-L.Q.	<i>Jurassic Park I</i>	1.025	1.103	1.056	1.011	0.978	0.914	0.941	0.878	0.903	0.813	0.859
No R.C.	<i>Star Wars IV</i>	0.827	0.830	0.799	0.789	0.812	0.797	0.813	0.802	0.811	0.853	0.887
	<i>Star Wars IV</i>	0.960	0.993	1.014	1.034	0.967	0.956	0.964	0.925	1.013	0.919	0.944
	<i>The Firm</i>	0.899	0.887	0.871	0.853	0.850	0.873	0.881	0.814	0.802	0.781	0.778
	<i>The Firm</i>	0.934	0.989	1.030	1.046	1.076	1.002	1.059	1.067	1.076	1.029	1.089
	<i>Tonight Show w/o Comm</i>	0.875	0.900	0.899	0.925	0.909	0.978	0.942	1.010	1.040	1.010	1.077
	<i>Tonight Show w/o Comm</i>	0.991	1.072	1.117	1.154	1.122	1.113	1.208	1.224	1.225	1.287	1.234
QCIF	<i>Citizen Kane</i>	0.903	0.900	0.900	0.891	0.890	0.913	0.898	0.913	0.880	0.859	0.826
L.Q.	<i>Citizen Kane</i>	1.014	1.041	1.072	1.007	0.909	0.843	0.848	0.828	0.896	0.902	0.911
No R.C.	<i>Die Hard I</i>	0.812	0.797	0.798	0.777	0.766	0.759	0.733	0.759	0.741	0.730	0.743
	<i>Die Hard I</i>	0.976	1.010	0.968	0.918	0.870	0.804	0.900	0.812	0.733	0.790	0.694
	<i>Jurassic Park I</i>	0.817	0.797	0.779	0.732	0.725	0.716	0.703	0.711	0.657	0.613	0.630
	<i>Jurassic Park I</i>	1.005	1.089	1.035	0.999	0.959	0.917	0.935	0.876	0.890	0.823	0.855
	<i>Silence of the Lambs</i>	0.913	0.904	0.909	0.909	0.927	0.910	0.922	0.864	0.861	0.872	0.864
	<i>Silence of the Lambs</i>	0.980	1.060	1.039	0.989	0.991	0.939	0.948	0.985	1.021	1.103	1.119
	<i>Star Wars IV</i>	0.818	0.820	0.788	0.778	0.799	0.787	0.805	0.796	0.801	0.840	0.869
	<i>Star Wars IV</i>	0.956	0.991	1.005	1.030	0.955	0.946	0.958	0.891	0.989	0.897	0.969
	<i>Star Wars V</i>	0.863	0.840	0.838	0.828	0.796	0.808	0.819	0.851	0.842	0.893	0.842
	<i>Star Wars V</i>	1.038	1.052	0.998	0.937	0.926	0.872	0.866	0.898	0.820	0.791	0.806
	<i>The Firm</i>	0.892	0.884	0.868	0.856	0.860	0.879	0.876	0.814	0.809	0.782	0.773
	<i>The Firm</i>	0.918	0.973	1.003	1.019	1.040	0.964	1.044	1.061	1.079	1.011	1.073
	<i>Terminator I</i>	0.913	0.911	0.893	0.878	0.860	0.880	0.888	0.880	0.889	0.875	0.914
	<i>Terminator I</i>	0.981	1.023	0.992	0.995	1.002	1.010	1.033	1.020	1.018	1.035	0.968
	<i>Total Recall</i>	0.869	0.846	0.830	0.819	0.796	0.787	0.792	0.787	0.809	0.796	0.764
	<i>Total Recall</i>	0.958	0.990	1.005	0.982	1.016	1.018	1.001	0.871	0.979	0.924	0.969
	<i>Aladdin</i>	0.880	0.866	0.867	0.878	0.908	0.910	0.866	0.856	0.846	0.816	0.801

Table 4: *continued*

Enc. M.	Video	Aggregation level α [frames]											
		12	24	48	96	192	300	396	504	600	696	792	
	<i>Aladdin</i>	0.967	0.957	0.935	0.908	0.977	0.926	0.959	0.994	1.023	0.953	0.992	
	<i>Cinderella</i>	0.806	0.800	0.802	0.788	0.768	0.761	0.731	0.715	0.686	0.726	0.721	
	<i>Cinderella</i>	0.968	0.974	0.943	0.924	0.925	0.935	0.899	0.918	0.911	0.894	0.787	
	<i>Baseball with Comm</i>	0.788	0.772	0.721	0.700	0.716	0.764	0.787	0.782	0.808	0.844	0.849	
	<i>Baseball with Comm</i>	0.997	1.019	0.998	0.957	0.818	0.767	0.762	0.753	0.750	0.806	0.754	
	<i>Snowboard with Comm</i>	0.764	0.736	0.701	0.656	0.619	0.606	0.607	0.627	0.671	0.629	0.673	
	<i>Snowboard with Comm</i>	1.020	0.998	0.884	0.883	0.776	0.739	0.668	0.626	0.679	0.642	0.648	
	<i>Oprah w/o Comm</i>	0.842	0.830	0.792	0.775	0.756	0.774	0.694	0.697	0.739	0.714	0.677	
	<i>Oprah w/o Comm</i>	0.943	0.967	0.977	0.938	0.900	0.876	0.869	0.860	0.934	0.831	0.892	
	<i>Tonight Show w/o Comm</i>	0.870	0.891	0.885	0.920	0.909	0.971	0.952	1.019	1.032	0.997	1.071	
	<i>Tonight Show w/o Comm</i>	0.979	1.053	1.102	1.147	1.114	1.099	1.187	1.209	1.212	1.263	1.220	
	<i>Lecture-Gupta</i>	0.986	0.945	0.930	0.907	0.846	0.874	0.798	0.848	0.868	0.844	0.810	
	<i>Lecture-Gupta</i>	1.087	1.157	1.212	1.131	0.952	0.980	0.987	0.870	0.872	1.178	1.075	
	<i>Lecture-Reisslein</i>	0.968	0.957	0.938	0.926	0.930	0.911	0.959	0.956	0.889	0.929	0.965	
	<i>Lecture-Reisslein</i>	1.134	1.155	1.193	1.184	1.145	1.112	1.163	1.199	1.191	1.214	1.240	
	QCIF R.C. 64 kbps	<i>Citizen Kane</i>	0.383	0.396	0.432	0.385	0.364	0.339	0.430	0.404	0.358	0.476	0.433
<i>Citizen Kane</i>		0.587	0.529	0.571	0.462	0.223	0.016	-0.186	-0.208	-0.193	-0.187	-0.167	
<i>Die Hard I</i>		0.439	0.446	0.439	0.414	0.406	0.442	0.426	0.264	0.476	0.354	0.367	
<i>Die Hard I</i>		0.544	0.416	0.396	0.315	0.048	0.032	-0.122	-0.078	-0.160	-0.257	-0.175	
<i>Jurassic Park I</i>		0.576	0.599	0.598	0.586	0.530	0.506	0.442	0.417	0.377	0.373	0.394	
<i>Jurassic Park I</i>		0.650	0.616	0.712	0.817	0.799	0.622	0.598	0.340	0.354	-0.006	-0.016	
<i>Silence of the Lambs</i>		0.358	0.364	0.416	0.403	0.398	0.423	0.491	0.461	0.537	0.475	0.432	
<i>Silence of the Lambs</i>		0.608	0.747	0.891	0.933	0.840	0.454	0.275	0.169	0.320	0.031	-0.023	
<i>Star Wars IV</i>		0.349	0.384	0.393	0.389	0.353	0.431	0.429	0.421	0.444	0.471	0.401	
<i>Star Wars IV</i>		0.560	0.571	0.749	0.820	0.731	0.636	0.355	0.281	0.173	0.084	0.107	
<i>Star Wars V</i>		0.552	0.552	0.564	0.556	0.509	0.541	0.532	0.508	0.467	0.519	0.476	
<i>Star Wars V</i>		0.611	0.594	0.609	0.510	0.555	0.593	0.181	0.202	0.257	0.019	0.092	
<i>The Firm</i>		0.386	0.390	0.400	0.428	0.374	0.370	0.428	0.421	0.407	0.508	0.496	
<i>The Firm</i>		0.438	0.415	0.439	0.305	0.119	-0.115	-0.120	-0.190	0.038	-0.182	-0.025	
<i>Terminator I</i>		0.505	0.524	0.540	0.519	0.500	0.467	0.488	0.467	0.460	0.498	0.473	
<i>Terminator I</i>		0.640	0.527	0.521	0.522	0.450	0.325	0.227	0.105	0.039	-0.016	-0.006	
<i>Total Recall</i>		0.416	0.440	0.446	0.468	0.484	0.471	0.468	0.473	0.513	0.508	0.438	
<i>Total Recall</i>		0.479	0.353	0.353	0.252	0.177	0.011	-0.011	-0.079	-0.090	-0.092	-0.242	
<i>Aladdin</i>		0.629	0.626	0.597	0.609	0.616	0.648	0.525	0.589	0.552	0.467	0.534	
<i>Aladdin</i>		0.803	0.737	0.723	0.752	0.761	0.755	0.710	0.785	0.801	0.678	0.876	
<i>Cinderella</i>		0.449	0.441	0.436	0.438	0.430	0.401	0.417	0.424	0.388	0.444	0.343	
<i>Cinderella</i>		0.651	0.548	0.521	0.419	0.258	0.148	0.076	-0.042	0.003	-0.047	-0.072	
<i>Baseball with Comm</i>		0.418	0.395	0.369	0.353	0.343	0.359	0.397	0.395	0.436	0.336	0.363	
<i>Baseball with Comm</i>		0.604	0.445	0.307	0.240	0.085	-0.156	-0.039	-0.067	-0.184	-0.053	-0.141	
<i>Snowboard with Comm</i>		0.525	0.509	0.490	0.442	0.409	0.419	0.370	0.359	0.375	0.337	0.375	
<i>Snowboard with Comm</i>		0.783	0.651	0.606	0.558	0.417	0.281	0.150	-0.057	0.074	-0.026	0.023	
<i>Oprah w/o Comm</i>		0.473	0.500	0.479	0.445	0.457	0.407	0.413	0.386	0.377	0.485	0.484	
<i>Oprah w/o Comm</i>		0.595	0.520	0.552	0.358	0.136	-0.170	-0.173	-0.115	-0.053	-0.015	-0.294	
<i>Tonight Show w/o Comm</i>		0.489	0.512	0.503	0.449	0.411	0.382	0.396	0.448	0.317	0.452	0.438	
<i>Tonight Show w/o Comm</i>		0.629	0.552	0.577	0.423	0.160	-0.017	-0.089	-0.046	-0.112	-0.062	-0.144	
<i>Lecture-Gupta</i>		0.502	0.515	0.505	0.514	0.469	0.491	0.504	0.526	0.478	0.536	0.474	
<i>Lecture-Gupta</i>		0.864	0.812	0.804	0.899	0.871	0.850	0.859	1.166	0.822	0.505	0.394	
<i>Lecture-Reisslein</i>		0.661	0.674	0.635	0.622	0.551	0.588	0.562	0.585	0.633	0.503	0.547	
<i>Lecture-Reisslein</i>		0.944	0.855	0.883	0.965	0.917	1.010	1.011	0.908	1.017	0.879	1.007	
QCIF R.C. 128 kbps		<i>Citizen Kane</i>	0.279	0.305	0.358	0.365	0.416	0.545	0.700	0.655	0.559	0.572	0.685
		<i>Citizen Kane</i>	0.014	-0.105	-0.167	-0.168	-0.116	-0.114	0.119	0.091	0.042	0.168	0.201
	<i>Die Hard I</i>	0.248	0.230	0.282	0.320	0.342	0.423	0.365	0.362	0.495	0.344	0.672	
	<i>Die Hard I</i>	-0.062	-0.164	-0.195	-0.111	-0.125	-0.086	0.052	0.039	0.128	0.074	0.160	
	<i>Jurassic Park I</i>	0.219	0.234	0.262	0.351	0.400	0.375	0.660	0.505	0.652	0.449	0.681	
	<i>Jurassic Park I</i>	-0.074	-0.178	-0.167	-0.156	-0.015	-0.053	0.081	0.075	0.110	0.090	0.025	
	<i>Silence of the Lambs</i>	0.297	0.332	0.367	0.399	0.470	0.559	0.672	0.557	0.783	0.485	0.590	
	<i>Silence of the Lambs</i>	0.138	0.174	0.102	-0.270	-0.104	-0.026	-0.108	-0.137	0.068	-0.024	-0.194	
	<i>Star Wars IV</i>	0.221	0.232	0.261	0.269	0.347	0.408	0.420	0.678	0.609	0.667	0.476	
	<i>Star Wars IV</i>	0.232	-0.024	-0.185	-0.139	-0.055	0.040	-0.045	0.080	0.014	0.080	0.172	
	<i>Star Wars V</i>	0.248	0.280	0.295	0.320	0.330	0.356	0.542	0.467	0.466	0.601	0.505	
	<i>Star Wars V</i>	0.239	0.159	0.146	-0.128	-0.077	0.180	0.029	-0.140	0.294	0.164	0.051	
	<i>The Firm</i>	0.219	0.233	0.263	0.314	0.319	0.505	0.514	0.754	0.705	0.471	0.817	
	<i>The Firm</i>	-0.081	-0.175	-0.189	-0.087	-0.132	0.053	0.004	0.144	0.248	-0.089	0.070	
	<i>Terminator I</i>	0.263	0.275	0.319	0.304	0.350	0.373	0.395	0.423	0.412	0.555	0.344	
	<i>Terminator I</i>	0.079	-0.065	-0.079	-0.175	-0.132	-0.084	-0.058	0.072	-0.142	0.101	-0.092	
	<i>Total Recall</i>	0.201	0.228	0.258	0.271	0.331	0.348	0.394	0.432	0.484	0.430	0.605	
	<i>Total Recall</i>	-0.091	-0.175	-0.189	-0.218	-0.111	-0.031	0.034	-0.026	0.018	0.084	0.119	
	<i>Aladdin</i>	0.295	0.284	0.319	0.348	0.332	0.327	0.402	0.331	0.291	0.313	0.457	
	<i>Aladdin</i>	0.281	0.161	0.194	-0.020	-0.216	-0.139	-0.183	-0.167	-0.100	0.183	-0.070	
	<i>Cinderella</i>	0.371	0.347	0.369	0.308	0.367	0.358	0.489	0.464	0.552	0.453	0.509	
	<i>Cinderella</i>	0.380	0.271	0.193	-0.240	-0.183	-0.141	-0.095	-0.194	0.001	-0.036	-0.132	
	<i>Baseball with Comm</i>	0.235	0.270	0.299	0.301	0.328	0.401	0.413	0.623	0.617	0.497	0.538	
	<i>Baseball with Comm</i>	0.002	-0.121	-0.171	-0.178	-0.168	-0.112	-0.114	-0.095	0.039	-0.016	0.193	
	<i>Snowboard with Comm</i>	0.309	0.309	0.342	0.343	0.346	0.315	0.397	0.350	0.443	0.468	0.434	
	<i>Snowboard with Comm</i>	0.198	0.000	-0.091	-0.147	-0.150	-0.086	-0.042	-0.131	-0.144	-0.294	-0.026	
	<i>Oprah w/o Comm</i>	0.240	0.276	0.269	0.334	0.432	0.508	0.535	0.415	0.641	0.589	0.478	
	<i>Oprah w/o Comm</i>	-0.020	-0.148	-0.205	-0.073	-0.024	0.033	-0.075	0.152	0.141	0.029	-0.087	
	<i>Tonight Show w/o Comm</i>	0.283	0.311	0.332	0.318	0.397	0.359	0.518	0.551	0.531	0.502	0.540	
	<i>Tonight Show w/o Comm</i>	0.016	-0.083	-0.153	-0.180	-0.183	-0.088	-0.006	0.025	-0.074	0.020	-0.017	
	<i>Lecture-Gupta</i>	0.355	0.377	0.386	0.359	0.629	0.586	0.678	0.722	0.479	0.393	0.425	
	<i>Lecture-Gupta</i>	-0.014	-0.065	-0.119	-0.152	-0.136	0.145	0.083	0.194	-0.019	0.153	-0.134	
	<i>Lecture-Reisslein</i>	0.344	0.360	0.381	0.428	0.488	0.670	0.672	0.806	0.762	0.701	0.561	
	<i>Lecture-Reisslein</i>	0.035	-0.134	-0.167	-0.112	-0.008	-0.042	0.066	0.191	0.031	0.103	-0.041	
	QCIF	<i>Citizen Kane</i>	0.347	0.333	0.345	0.343	0.400	0.400	0.706	0.778	0.617	1.109	0.789

Table 4: *continued*

Enc. M.	Video	Aggregation level a [frames]										
		12	24	48	96	192	300	396	504	600	696	792
R.C.	<i>Citizen Kane</i>	-0.091	-0.158	-0.208	-0.206	-0.180	0.005	0.177	0.087	0.162	0.031	0.300
256 kbps	<i>Die Hard I</i>	0.308	0.269	0.290	0.359	0.343	0.340	0.530	0.694	0.792	0.752	0.693
	<i>Die Hard I</i>	-0.141	-0.199	-0.194	-0.130	-0.064	-0.028	0.100	0.168	0.094	0.136	0.334
	<i>Jurassic Park I</i>	0.288	0.281	0.313	0.342	0.427	0.399	0.596	0.691	0.639	0.556	1.090
	<i>Jurassic Park I</i>	-0.175	-0.181	-0.200	-0.187	-0.025	-0.000	0.107	0.116	0.158	-0.038	0.416
	<i>Silence of the Lambs</i>	0.299	0.275	0.306	0.293	0.388	0.503	0.655	0.831	0.515	0.633	0.690
	<i>Silence of the Lambs</i>	-0.179	-0.214	-0.178	-0.110	-0.059	0.096	0.108	0.139	0.245	0.296	0.418
	<i>Star Wars IV</i>	0.308	0.259	0.273	0.265	0.304	0.429	0.607	0.607	0.730	0.616	0.957
	<i>Star Wars IV</i>	-0.142	-0.160	-0.186	-0.110	-0.052	-0.011	0.117	0.098	0.175	0.135	0.258
	<i>Star Wars V</i>	0.302	0.299	0.320	0.301	0.325	0.423	0.620	0.480	0.635	0.856	0.747
	<i>Star Wars V</i>	0.174	0.136	0.126	-0.202	-0.166	0.264	-0.025	0.023	0.325	0.184	0.213
	<i>The Firm</i>	0.286	0.258	0.289	0.299	0.370	0.490	0.664	0.691	0.934	0.760	0.693
	<i>The Firm</i>	-0.156	-0.199	-0.202	-0.125	-0.076	0.041	0.086	0.126	0.315	0.297	0.194
	<i>Terminator I</i>	0.234	0.257	0.298	0.323	0.349	0.381	0.461	0.480	0.433	0.840	0.781
	<i>Terminator I</i>	-0.179	-0.190	-0.203	-0.178	-0.162	0.074	0.027	0.091	0.025	0.159	0.130
	<i>Total Recall</i>	0.240	0.254	0.267	0.247	0.325	0.420	0.667	0.387	0.495	0.653	0.932
	<i>Total Recall</i>	-0.186	-0.177	-0.211	-0.169	-0.100	-0.006	0.099	-0.147	0.007	0.237	0.297
	<i>Aladdin</i>	0.228	0.257	0.254	0.312	0.355	0.338	0.343	0.396	0.473	0.455	0.599
	<i>Aladdin</i>	-0.116	-0.206	-0.210	-0.201	-0.149	-0.088	-0.134	-0.160	-0.067	-0.057	0.004
	<i>Cinderella</i>	0.353	0.303	0.282	0.297	0.293	0.338	0.416	0.561	0.780	0.578	0.774
	<i>Cinderella</i>	0.185	-0.140	-0.234	-0.214	-0.118	-0.059	0.034	-0.000	0.131	0.154	0.115
<i>Baseball with Comm</i>	0.265	0.302	0.304	0.345	0.378	0.419	0.508	0.563	0.564	0.525	0.753	
<i>Baseball with Comm</i>	-0.128	-0.191	-0.226	-0.139	-0.120	-0.021	0.084	0.059	0.077	0.043	0.136	
<i>Snowboard with Comm</i>	0.315	0.333	0.315	0.320	0.316	0.375	0.506	0.458	0.552	0.630	0.822	
<i>Snowboard with Comm</i>	-0.027	-0.144	-0.214	-0.176	-0.146	-0.146	-0.083	0.008	-0.042	-0.009	0.295	
<i>Oprah w/o Comm</i>	0.262	0.304	0.309	0.335	0.419	0.434	0.598	0.900	0.795	0.701	0.559	
<i>Oprah w/o Comm</i>	-0.148	-0.198	-0.176	-0.136	0.004	0.030	-0.040	0.191	0.110	0.185	0.073	
<i>Tonight Show w/o Comm</i>	0.265	0.280	0.340	0.343	0.384	0.532	0.586	0.696	0.987	0.694	0.743	
<i>Tonight Show w/o Comm</i>	-0.152	-0.165	-0.210	-0.193	-0.095	0.084	0.106	0.169	0.349	0.072	0.263	
<i>Lecture-Gupta</i>	0.363	0.373	0.314	0.261	0.454	0.835	0.708	0.933	0.836	0.805	0.753	
<i>Lecture-Gupta</i>	-0.159	-0.171	-0.157	-0.085	-0.067	0.176	0.115	0.326	0.461	0.328	0.363	
<i>Lecture-Reisslein</i>	0.354	0.367	0.306	0.251	0.318	0.579	0.851	0.950	0.876	0.596	0.949	
<i>Lecture-Reisslein</i>	-0.152	-0.206	-0.203	-0.126	0.093	-0.023	0.202	0.277	0.337	0.215	0.224	

Table 5 gives the Hurst parameter estimated using the variance time plot as well as the scaling parameters \underline{c}_f and α (also expressed as $H = (1 + \alpha)/2$) estimated from the Logscale diagram.

Table 5: Hurst parameters estimated from variance time plot, scaling parameters estimated from Logscale diagram.

Enc. M.	Video	VT	Logscale Diagram		
		H	\underline{c}_f	α	H
QCIF	<i>Citizen Kane</i>	0.866	0.005	0.983	0.991
H.Q.	<i>Die Hard I</i>	0.703	0.028	0.609	0.804
No R.C.	<i>Jurassic Park I</i>	0.685	0.002	1.092	1.046
	<i>Silence of the Lambs</i>	0.907	0.004	0.985	0.993
	<i>Star Wars IV</i>	0.805	0.002	1.034	1.017
	<i>Star Wars V</i>	0.729	0.004	0.980	0.990
	<i>The Firm</i>	0.824	0.001	1.277	1.138
	<i>Terminator I</i>	0.831	0.005	0.945	0.972
	<i>Total Recall</i>	0.771	0.001	1.150	1.075
	<i>Aladdin</i>	0.872	0.004	0.890	0.945
	<i>Cinderella</i>	0.878	0.008	0.808	0.904
	<i>Baseball with Comm</i>	0.799	0.001	1.164	1.082
	<i>Snowboard with Comm</i>	0.699	1.061	0.124	0.562
	<i>Oprah w/o Comm</i>	0.923	0.005	0.792	0.896
	<i>Tonight Show w/o Comm</i>	0.971	0.006	0.802	0.901
	<i>Lecture-Gupta</i>	0.860	0	1.045	1.022
	<i>Lecture-Reisslein</i>	0.953	0	1.480	1.240
QCIF	<i>Jurassic Park I</i>	0.646	0	1.443	1.221
H.-M.Q.	<i>Star Wars IV</i>	0.788	0.004	0.943	0.971
No R.C.	<i>The Firm</i>	0.842	0.001	1.276	1.138
	<i>Tonight Show w/o Comm</i>	0.962	0.016	0.677	0.838
QCIF	<i>Citizen Kane</i>	0.874	0.005	0.898	0.949
M.Q.	<i>Die Hard I</i>	0.713	0.012	0.758	0.879
No R.C.	<i>Jurassic Park I</i>	0.646	0	1.407	1.204
	<i>Silence of the Lambs</i>	0.901	0.001	0.771	0.885
	<i>Star Wars IV</i>	0.780	0.004	0.919	0.959
	<i>Star Wars V</i>	0.743	0.005	0.919	0.960
	<i>The Firm</i>	0.846	0	1.298	1.149
	<i>Terminator I</i>	0.831	0.005	0.917	0.958
	<i>Total Recall</i>	0.764	0.001	1.077	1.038
	<i>Aladdin</i>	0.875	0.006	0.907	0.953
	<i>Cinderella</i>	0.763	0.006	0.913	0.957
	<i>Baseball with Comm</i>	0.766	0.073	0.507	0.753
	<i>Snowboard with Comm</i>	0.612	0.931	0.129	0.564
	<i>Oprah w/o Comm</i>	0.812	0.005	0.789	0.894
	<i>Tonight Show w/o Comm</i>	0.964	0.010	0.671	0.836
	<i>Lecture-Gupta</i>	0.806	0	1.225	1.113
	<i>Lecture-Reisslein</i>	0.940	0	1.391	1.195
QCIF	<i>Jurassic Park I</i>	0.624	0.001	1.126	1.063
M.-L.Q.	<i>Star Wars IV</i>	0.764	0.121	0.394	0.697
No R.C.	<i>The Firm</i>	0.855	0.001	1.177	1.089
	<i>Tonight Show w/o Comm</i>	0.956	0.026	0.600	0.800
QCIF	<i>Citizen Kane</i>	0.869	0.007	0.835	0.918
L.Q.	<i>Die Hard I</i>	0.743	0.010	0.802	0.901
No R.C.	<i>Jurassic Park I</i>	0.632	0.001	1.174	1.087
	<i>Silence of the Lambs</i>	0.889	0.001	0.774	0.887
	<i>Star Wars IV</i>	0.756	0.121	0.390	0.695
	<i>Star Wars V</i>	0.742	0.004	0.994	0.997
	<i>The Firm</i>	0.856	0.001	1.117	1.058
	<i>Terminator I</i>	0.843	0.004	0.960	0.980
	<i>Total Recall</i>	0.742	0.002	1.025	1.013
	<i>Aladdin</i>	0.871	0.007	0.899	0.950

Table 5: *continued*

Enc. M.	Video	VT	Logscale Diagram		
		H	\underline{c}_f	α	H
	<i>Cinderella</i>	0.723	0.009	0.837	0.919
	<i>Baseball with Comm</i>	0.701	0.060	0.554	0.777
	<i>Snowboard with Comm</i>	0.552	0.008	0.886	0.943
	<i>Oprah w/o Comm</i>	0.775	0.006	0.827	0.913
	<i>Tonight Show w/o Comm</i>	0.956	0	1.956	1.478
	<i>Lecture-Gupta</i>	0.775	0	1.175	1.088
	<i>Lecture-Reisslein</i>	0.943	0.001	1.076	1.038
QCIF	<i>Citizen Kane</i>	-0.453	7039127.108	-2.796	-0.898
R.C.	<i>Die Hard I</i>	-0.163	7005.122	-1.861	-0.431
64 kbps	<i>Jurassic Park I</i>	-0.181	21.882	-0.607	0.197
	<i>Silence of the Lambs</i>	-0.629	0.537	-1.442	-0.221
	<i>Star Wars IV</i>	-0.887	1344.59	-2.013	-0.507
	<i>Star Wars V</i>	-0.452	211.072	-1.186	-0.093
	<i>The Firm</i>	-0.459	368.630	-1.494	-0.247
	<i>Terminator I</i>	0.132	9968.815	-1.654	-0.327
	<i>Total Recall</i>	-0.053	2.456	-0.619	0.191
	<i>Aladdin</i>	0.760	0.720	-0.089	0.456
	<i>Cinderella</i>	-0.280	710.780	-1.394	-0.197
	<i>Baseball with Comm</i>	0.246	240.567	-1.302	-0.151
	<i>Snowboard with Comm</i>	0.210	0.235	0.154	0.577
	<i>Oprah w/o Comm</i>	0.103	2149.295	-1.694	-0.347
	<i>Tonight Show w/o Comm</i>	-0.080	20553.704	-1.920	-0.460
	<i>Lecture-Gupta</i>	-0.458	681341.111	-2.640	-0.820
	<i>Lecture-Reisslein</i>	0.771	0	1.039	1.019
QCIF	<i>Citizen Kane</i>	-0.109	3.029	-1.326	-0.163
R.C.	<i>Die Hard I</i>	-0.201	2.495	-1.275	-0.138
128 kbps	<i>Jurassic Park I</i>	-0.186	4.333	-1.359	-0.180
	<i>Silence of the Lambs</i>	0.053	3.394	-1.293	-0.147
	<i>Star Wars IV</i>	0.104	2.341	-1.295	-0.148
	<i>Star Wars V</i>	-0.179	3.340	-1.335	-0.168
	<i>The Firm</i>	0.145	2.734	-1.277	-0.139
	<i>Terminator I</i>	0.198	2.098	-1.249	-0.125
	<i>Total Recall</i>	-0.178	3.982	-1.332	-0.166
	<i>Aladdin</i>	-0.071	243.706	-1.745	-0.373
	<i>Cinderella</i>	-0.178	174.480	-2.177	-0.588
	<i>Baseball with Comm</i>	0.085	7.729	-1.456	-0.228
	<i>Snowboard with Comm</i>	-0.198	29.260	-1.544	-0.272
	<i>Oprah w/o Comm</i>	-0.183	1.067	-1.239	-0.120
	<i>Tonight Show w/o Comm</i>	0.294	8.470	-1.496	-0.248
	<i>Lecture-Gupta</i>	-0.322	0.088	-1.014	-0.007
	<i>Lecture-Reisslein</i>	0.176	0.031	-0.824	0.088
QCIF	<i>Citizen Kane</i>	-0.187	1.530	-1.299	-0.149
R.C.	<i>Die Hard I</i>	-0.190	0.792	-1.213	-0.107
256 kbps	<i>Jurassic Park I</i>	-0.114	1.232	-1.265	-0.133
	<i>Silence of the Lambs</i>	0.141	1.150	-1.313	-0.156
	<i>Star Wars IV</i>	0.186	1.142	-1.268	-0.134
	<i>Star Wars V</i>	-0.101	1.213	-1.255	-0.128
	<i>The Firm</i>	0.116	1.327	-1.269	-0.135
	<i>Terminator I</i>	0.293	0.428	-1.120	-0.060
	<i>Total Recall</i>	-0.092	2.376	-1.376	-0.188
	<i>Aladdin</i>	0.079	0.462	-1.228	-0.114
	<i>Cinderella</i>	-0.129	16.997	-1.699	-0.349
	<i>Baseball with Comm</i>	0.051	1.590	-1.323	-0.161
	<i>Snowboard with Comm</i>	-0.030	1.379	-1.202	-0.101
	<i>Oprah w/o Comm</i>	-0.163	0.565	-1.234	-0.117
	<i>Tonight Show w/o Comm</i>	0.181	3.384	-1.469	-0.235
	<i>Lecture-Gupta</i>	-0.091	0.077	-1.078	-0.039
	<i>Lecture-Reisslein</i>	0.007	0.019	-0.948	0.026

Table 6 gives the scaling parameters α_q for the orders $q = 0.5, 1, 1.5, 2, 2.5, 3, 3.5,$ and 4 .

Table 6: Scaling parameters estimated from multi scale diagram.

Enc. M.	Video	Multi scale Diagram, α_q for							
		$q = 0.5$	$q = 1$	$q = 1.5$	$q = 2$	$q = 2.5$	$q = 3$	$q = 3.5$	$q = 4$
QCIF	<i>Citizen Kane</i>	0.558	1.060	1.517	1.939	2.336	2.714	3.079	3.432
H.Q.	<i>Die Hard I</i>	0.406	0.811	1.202	1.577	1.938	2.288	2.628	2.959
No R.C.	<i>Jurassic Park I</i>	0.538	1.064	1.580	2.098	2.620	3.143	3.660	4.170
	<i>Silence of the Lambs</i>	0.533	1.029	1.508	1.978	2.443	2.904	3.361	3.815
	<i>Star Wars IV</i>	0.541	1.077	1.598	2.103	2.584	3.038	3.409	3.815
	<i>Star Wars V</i>	0.504	1.002	1.486	1.957	2.417	2.865	3.303	3.731
	<i>The Firm</i>	0.576	1.149	1.711	2.260	2.787	3.296	3.790	4.272
	<i>Terminator I</i>	0.514	1.001	1.473	1.933	2.384	2.828	3.268	3.703
	<i>Total Recall</i>	0.560	1.101	1.629	2.152	2.675	3.199	3.722	4.244
	<i>Aladdin</i>	0.493	0.972	1.434	1.881	2.315	2.739	3.155	3.565
	<i>Cinderella</i>	0.474	0.938	1.382	1.804	2.203	2.583	2.945	3.294
	<i>Baseball with Comm</i>	0.573	1.124	1.651	2.160	2.663	3.146	3.621	4.089
	<i>Snowboard with Comm</i>	0.240	0.512	0.800	1.090	1.374	1.645	1.901	2.140
	<i>Oprah w/o Comm</i>	0.464	0.902	1.329	1.751	2.168	2.577	2.976	3.364
	<i>Tonight Show w/o Comm</i>	0.557	1.085	1.595	2.086	2.556	3.007	3.444	3.868
	<i>Lecture-Gupta</i>	0.679	1.190	1.604	1.973	2.320	2.656	2.986	3.314
	<i>Lecture-Reisslein</i>	0.712	1.388	1.993	2.532	3.030	3.509	3.978	4.441
QCIF	<i>Jurassic Park I</i>	0.613	1.219	1.826	2.437	3.049	3.644	4.223	4.803
H.-M.Q.	<i>Star Wars IV</i>	0.510	1.004	1.480	1.930	2.350	2.746	3.123	3.493
No R.C.	<i>The Firm</i>	0.570	1.139	1.700	2.244	2.765	3.262	3.741	4.213
	<i>Tonight Show w/o Comm</i>	0.547	1.071	1.564	2.024	2.456	2.866	3.261	3.648
QCIF	<i>Citizen Kane</i>	0.539	1.027	1.468	1.870	2.245	2.601	2.944	3.276
M.Q.	<i>Die Hard I</i>	0.450	0.891	1.320	1.737	2.143	2.535	2.916	3.286
No R.C.	<i>Jurassic Park I</i>	0.598	1.200	1.806	2.419	3.033	3.630	4.211	4.784
	<i>Silence of the Lambs</i>	0.597	1.115	1.515	1.803	1.991	2.099	2.146	2.149
	<i>Star Wars IV</i>	0.502	0.993	1.468	1.919	2.342	2.740	3.119	3.486
	<i>Star Wars V</i>	0.493	0.975	1.443	1.897	2.336	2.761	3.173	3.573
	<i>The Firm</i>	0.567	1.142	1.721	2.302	2.880	3.460	4.031	4.594
	<i>Terminator I</i>	0.513	1.001	1.470	1.921	2.358	2.784	3.200	3.610
	<i>Total Recall</i>	0.536	1.068	1.593	2.113	2.627	3.137	3.651	4.158
	<i>Aladdin</i>	0.502	0.987	1.454	1.905	2.341	2.762	3.172	3.574
	<i>Cinderella</i>	0.504	1.000	1.487	1.956	2.395	2.803	3.188	3.561
	<i>Baseball with Comm</i>	0.377	0.747	1.104	1.453	1.797	2.139	2.481	2.823
	<i>Snowboard with Comm</i>	0.254	0.527	0.807	1.079	1.332	1.561	1.767	1.951
	<i>Oprah w/o Comm</i>	0.485	0.928	1.350	1.755	2.147	2.526	2.892	3.245
	<i>Tonight Show w/o Comm</i>	0.549	1.069	1.554	2.003	2.421	2.818	3.201	3.576
	<i>Lecture-Gupta</i>	0.708	1.260	1.740	2.202	2.662	3.124	3.585	4.045
	<i>Lecture-Reisslein</i>	0.690	1.307	1.850	2.335	2.801	3.219	3.617	4.004
QCIF	<i>Jurassic Park I</i>	0.510	1.024	1.557	2.114	2.679	3.241	3.793	4.331
M.-L.Q.	<i>Star Wars IV</i>	0.352	0.714	1.061	1.388	1.695	1.982	2.249	2.498
No R.C.	<i>The Firm</i>	0.537	1.080	1.627	2.180	2.737	3.294	3.854	4.406
	<i>Tonight Show w/o Comm</i>	0.534	1.032	1.486	1.902	2.287	2.649	2.996	3.332
QCIF	<i>Citizen Kane</i>	0.506	0.972	1.404	1.813	2.206	2.590	2.969	3.345
L.Q.	<i>Die Hard I</i>	0.467	0.919	1.360	1.794	2.225	2.656	3.088	3.519
No R.C.	<i>Jurassic Park I</i>	0.549	1.080	1.610	2.147	2.689	3.228	3.760	4.283
	<i>Silence of the Lambs</i>	0.713	1.123	1.393	1.578	1.708	1.800	1.865	1.912
	<i>Star Wars IV</i>	0.375	0.728	1.067	1.391	1.696	1.983	2.250	2.500
	<i>Star Wars V</i>	0.523	1.028	1.520	2.000	2.465	2.914	3.358	3.781
	<i>The Firm</i>	0.525	1.049	1.578	2.113	2.655	3.197	3.735	4.276
	<i>Terminator I</i>	0.508	1.008	1.499	1.977	2.443	2.898	3.343	3.781
	<i>Total Recall</i>	0.524	1.035	1.537	2.031	2.513	2.986	3.451	3.907
	<i>Aladdin</i>	0.491	0.971	1.440	1.897	2.344	2.782	3.211	3.631
	<i>Cinderella</i>	0.494	0.967	1.414	1.827	2.199	2.536	2.896	3.217
	<i>Baseball with Comm</i>	0.373	0.746	1.125	1.509	1.895	2.283	2.668	3.050
	<i>Snowboard with Comm</i>	0.487	0.961	1.419	1.867	2.308	2.743	3.175	3.605
	<i>Oprah w/o Comm</i>	0.497	0.955	1.388	1.803	2.202	2.588	2.961	3.325

Table 6: *continued*

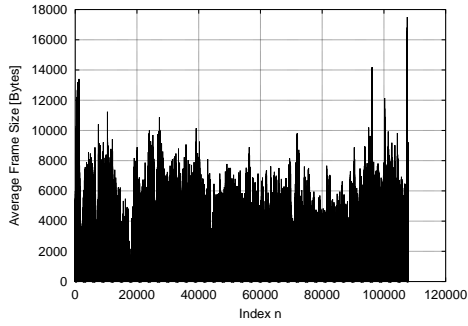
Enc. M.	Video	Multi scale Diagram, α_q for							
		$q = 0.5$	$q = 1$	$q = 1.5$	$q = 2$	$q = 2.5$	$q = 3$	$q = 3.5$	$q = 4$
	<i>Tonight Show w/o Comm</i>	0.821	1.557	2.288	2.996	3.671	4.312	4.924	5.512
	<i>Lecture-Gupta</i>	0.670	1.215	1.692	2.146	2.596	3.049	3.502	3.955
	<i>Lecture-Reisslein</i>	0.624	1.178	1.666	2.103	2.509	2.898	3.279	3.656
Q CIF	<i>Citizen Kane</i>	-0.210	-0.648	-1.221	-1.812	-2.409	-3.018	-3.638	-4.268
R.C.	<i>Die Hard I</i>	-0.044	-0.208	-0.512	-0.896	-1.319	-1.762	-2.218	-2.682
64 kbps	<i>Jurassic Park I</i>	0.413	0.501	0.460	0.406	0.352	0.296	0.237	0.174
	<i>Silence of the Lambs</i>	-0.539	-0.968	-1.398	-1.855	-2.359	-2.914	-3.515	-4.148
	<i>Star Wars IV</i>	-0.124	-0.387	-0.804	-1.377	-2.051	-2.770	-3.505	-4.242
	<i>Star Wars V</i>	0.394	0.175	-0.304	-0.844	-1.396	-1.946	-2.494	-3.039
	<i>The Firm</i>	0.013	-0.027	-0.211	-0.501	-0.843	-1.208	-1.583	-1.964
	<i>Terminator I</i>	0.068	-0.072	-0.357	-0.704	-1.077	-1.462	-1.852	-2.245
	<i>Total Recall</i>	0.207	0.437	0.663	0.844	0.947	1.023	1.116	1.241
	<i>Aladdin</i>	0.238	0.497	0.775	1.075	1.381	1.702	2.003	2.302
	<i>Cinderella</i>	0.107	0.011	-0.204	-0.447	-0.688	-0.922	-1.149	-1.370
	<i>Baseball with Comm</i>	-0.104	-0.203	-0.274	-0.323	-0.362	-0.396	-0.430	-0.466
	<i>Snowboard with Comm</i>	0.248	0.548	0.860	1.163	1.450	1.722	1.979	2.226
	<i>Oprah w/o Comm</i>	-0.008	-0.169	-0.425	-0.704	-0.984	-1.262	-1.538	-1.815
	<i>Tonight Show w/o Comm</i>	0.033	-0.206	-0.637	-1.137	-1.662	-2.196	-2.735	-3.279
	<i>Lecture-Gupta</i>	-0.067	-0.526	-1.263	-2.034	-2.783	-3.519	-4.250	-4.982
	<i>Lecture-Reisslein</i>	0.487	1.122	1.683	2.180	2.641	3.081	3.507	3.925
Q CIF	<i>Citizen Kane</i>	-0.059	-0.120	-0.185	-0.260	-0.352	-0.464	-0.596	-0.748
R.C.	<i>Die Hard I</i>	-0.068	-0.143	-0.221	-0.307	-0.401	-0.504	-0.617	-0.740
128 kbps	<i>Jurassic Park I</i>	-0.055	-0.115	-0.183	-0.265	-0.362	-0.472	-0.599	-0.739
	<i>Silence of the Lambs</i>	-0.085	-0.142	-0.162	-0.135	-0.059	0.027	0.121	0.190
	<i>Star Wars IV</i>	-0.097	-0.167	-0.223	-0.276	-0.329	-0.386	-0.445	-0.507
	<i>Star Wars V</i>	-0.034	-0.103	-0.194	-0.301	-0.420	-0.549	-0.685	-0.829
	<i>The Firm</i>	-0.044	-0.095	-0.157	-0.233	-0.323	-0.429	-0.549	-0.680
	<i>Terminator I</i>	-0.043	-0.103	-0.183	-0.299	-0.451	-0.638	-0.852	-1.083
	<i>Total Recall</i>	-0.058	-0.124	-0.202	-0.291	-0.391	-0.499	-0.616	-0.738
	<i>Aladdin</i>	-0.072	-0.201	-0.434	-0.761	-1.128	-1.501	-1.874	-2.244
	<i>Cinderella</i>	-0.218	-0.518	-0.861	-1.234	-1.642	-2.084	-2.553	-3.041
	<i>Baseball with Comm</i>	-0.094	-0.188	-0.287	-0.392	-0.501	-0.614	-0.741	-0.873
	<i>Snowboard with Comm</i>	-0.096	-0.194	-0.310	-0.446	-0.597	-0.758	-0.928	-1.105
	<i>Oprah w/o Comm</i>	-0.063	-0.093	-0.103	-0.106	-0.113	-0.128	-0.155	-0.195
	<i>Tonight Show w/o Comm</i>	-0.084	-0.150	-0.217	-0.290	-0.373	-0.467	-0.572	-0.688
	<i>Lecture-Gupta</i>	-0.006	0.025	0.055	0.068	0.058	0.025	-0.027	-0.095
	<i>Lecture-Reisslein</i>	0.063	0.138	0.205	0.258	0.296	0.320	0.330	0.329
Q CIF	<i>Citizen Kane</i>	-0.047	-0.087	-0.123	-0.159	-0.200	-0.248	-0.304	-0.370
R.C.	<i>Die Hard I</i>	-0.063	-0.116	-0.170	-0.229	-0.294	-0.363	-0.436	-0.513
256 kbps	<i>Jurassic Park I</i>	-0.057	-0.109	-0.168	-0.236	-0.318	-0.407	-0.504	-0.608
	<i>Silence of the Lambs</i>	-0.059	-0.115	-0.169	-0.229	-0.296	-0.376	-0.466	-0.577
	<i>Star Wars IV</i>	-0.057	-0.116	-0.171	-0.224	-0.280	-0.344	-0.421	-0.512
	<i>Star Wars V</i>	-0.030	-0.070	-0.115	-0.164	-0.215	-0.268	-0.322	-0.378
	<i>The Firm</i>	-0.046	-0.087	-0.124	-0.161	-0.200	-0.244	-0.289	-0.338
	<i>Terminator I</i>	-0.012	-0.044	-0.084	-0.129	-0.178	-0.231	-0.287	-0.347
	<i>Total Recall</i>	-0.048	-0.124	-0.214	-0.315	-0.425	-0.544	-0.669	-0.801
	<i>Aladdin</i>	-0.032	-0.078	-0.131	-0.188	-0.248	-0.309	-0.372	-0.434
	<i>Cinderella</i>	-0.157	-0.296	-0.422	-0.540	-0.659	-0.777	-0.911	-1.062
	<i>Baseball with Comm</i>	-0.047	-0.107	-0.167	-0.232	-0.296	-0.359	-0.419	-0.482
	<i>Snowboard with Comm</i>	-0.022	-0.056	-0.106	-0.176	-0.266	-0.368	-0.497	-0.634
	<i>Oprah w/o Comm</i>	-0.050	-0.072	-0.072	-0.064	-0.059	-0.062	-0.075	-0.100
	<i>Tonight Show w/o Comm</i>	-0.106	-0.178	-0.231	-0.275	-0.315	-0.354	-0.394	-0.436
	<i>Lecture-Gupta</i>	-0.009	0.020	0.056	0.078	0.076	0.047	-0.004	-0.071
	<i>Lecture-Reisslein</i>	0.102	0.166	0.188	0.151	0.046	-0.123	-0.343	-0.597

Figures 8, 9, and 10 give the variance-time plots, the pox plots of R/S (for $a = 12$), and the periodograms (for $a = 12$). Figure 11 gives the logscale diagrams. Figures 12 and 13 give the multiscale diagrams and the linear multiscale diagrams. From Table 5 we observe that in

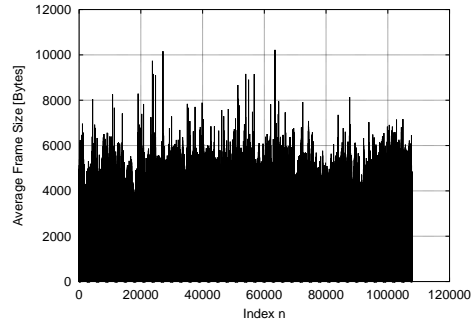
most cases the logscale H estimate closely matches that of the single layer. However, some video sequences show a considerable difference in the H estimate than what was observed for the single layer encodings. For example, the high quality *Star Wars IV* encoding has an H estimate of 0.8 for the single layer, whereas the temporal base layer has 1.017. The logscale diagram H estimates are negative for the 64 kbps target bit rate base layer encodings because of the effectiveness of rate control at 64 kbps. In single layer encodings where we do not find rate control at 64 kbps to be effective, we observe large values of H (typically larger than 0.5) estimate using logscale technique.

The Hurst parameter estimates obtained from the variance test analysis have roughly the same value for both the single layer and temporal base layer encodings. As was observed earlier, the variance test analysis gives the lowest estimate of the Hurst parameter compared to the other methods.

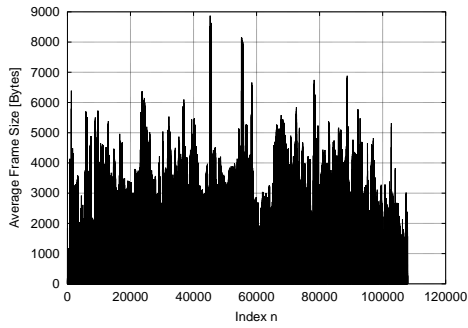
From Figure 11 we observe that the logscale plots for temporal base layer encodings without rate control exhibit the same properties as were observed in the logscale plots for the single layer encodings in Figure 9 of Part 2. As was observed for the single layer encodings, we again observe a “knee” around scale $j = 4$ or $j = 5$. Since we have only I and P frames in the temporal base layer encodings, the similarities of the logscale plots here with the plots in Figure 9 of Part 2 appear to indicate that the scaling properties of the I and P frame sequence are the same as for the full I, P and B frame sequence.



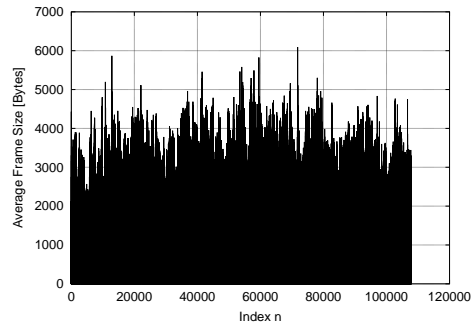
a) *Star Wars IV* with high quality



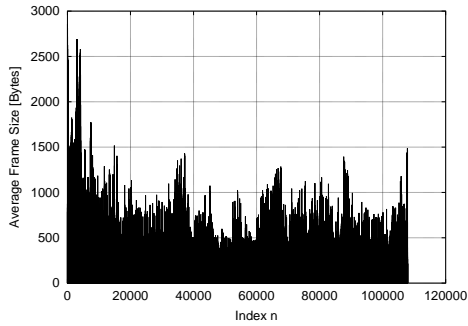
d) *Star Wars IV* with 256 kbps target bit rate



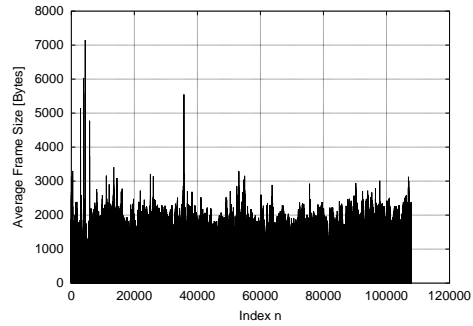
b) *Jurassic Park I* with medium quality



e) *Jurassic Park I* with 128 kbps target bit rate



c) *Silence of the Lambs* with low quality

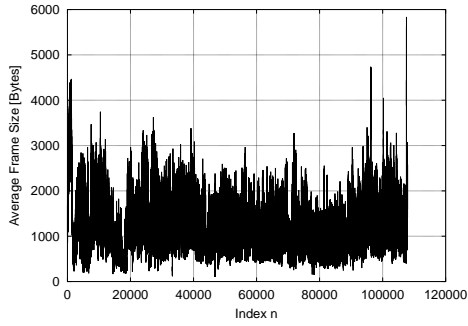


f) *Silence of the Lambs* with 64 kbps target bit rate

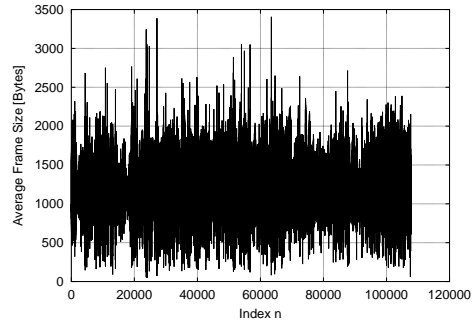
Encoding without rate control

Encoding with rate control

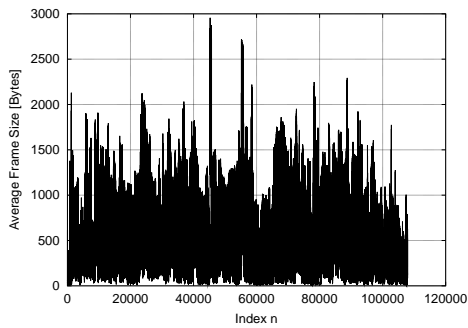
Figure 1: Base layer frame size X_n^b as a function of the frame index n for temporal scalable QCIF video.



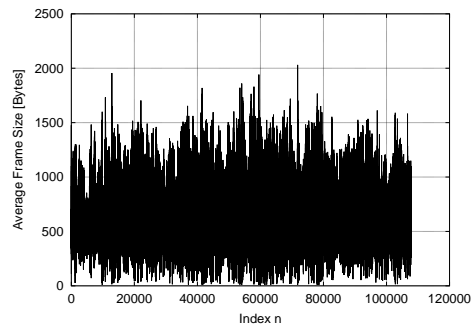
a) *Star Wars IV* with high quality



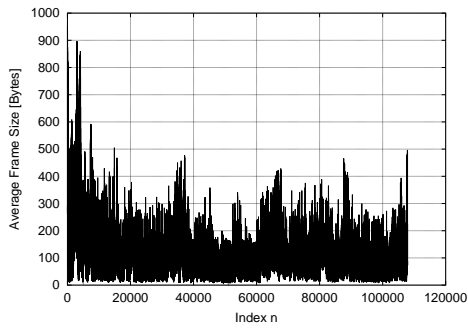
d) *Star Wars IV* with 256 kbps target bit rate



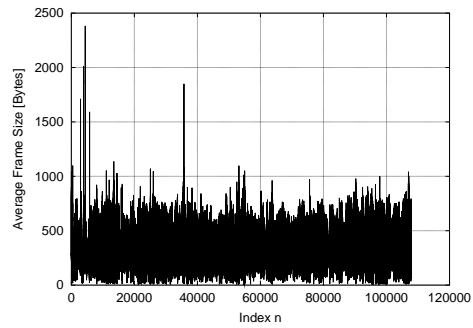
b) *Jurassic Park I* with medium quality



e) *Jurassic Park I* with 128 kbps target bit rate



c) *Silence of the Lambs* with low quality

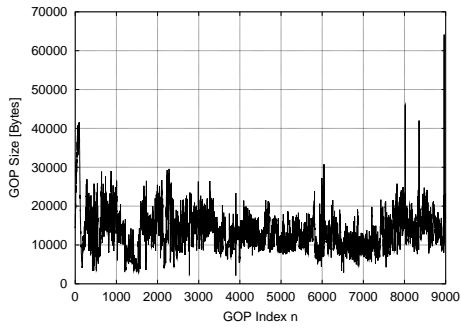


f) *Silence of the Lambs* with 64 kbps target bit rate

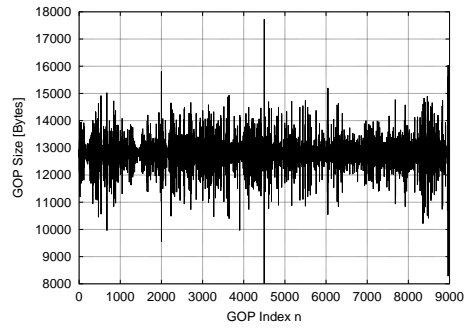
Encoding without rate control

Encoding with rate control

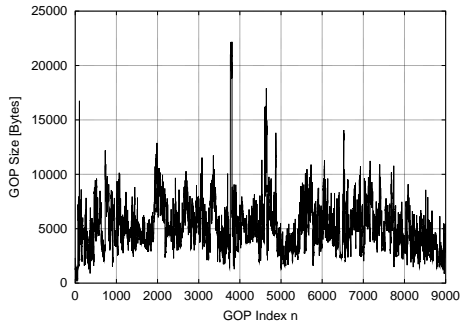
Figure 2: Smoothed base layer frame size X_n^b as a function of the frame index n for temporal scalable QCIF video.



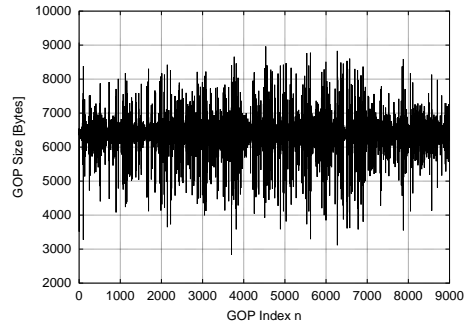
a) *Star Wars IV* with high quality



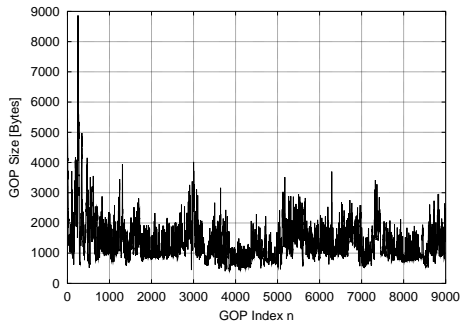
d) *Star Wars IV* with 256 kbps target bit rate



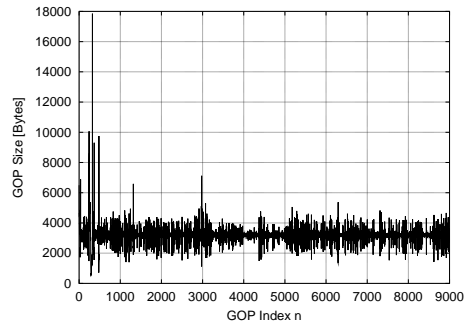
b) *Jurassic Park I* with medium quality



e) *Jurassic Park I* with 128 kbps target bit rate



c) *Silence of the Lambs* with low quality

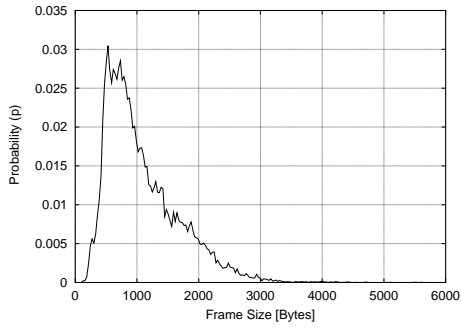


f) *Silence of the Lambs* with 64 kbps target bit rate

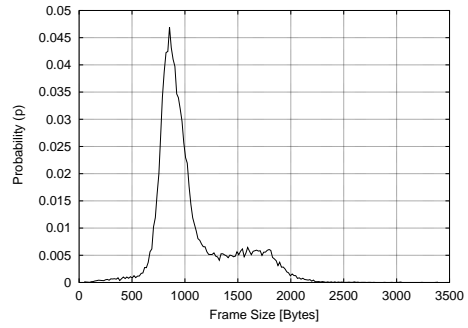
Encoding without rate control

Encoding with rate control

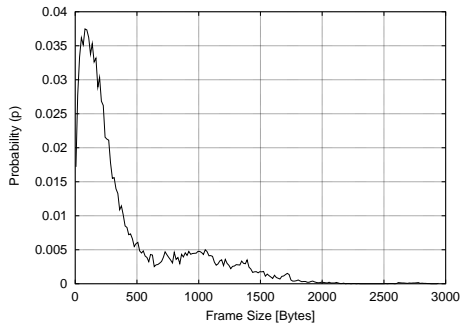
Figure 3: GoP size Y_m^b as a function of the index m for temporal scalable QCIF video.



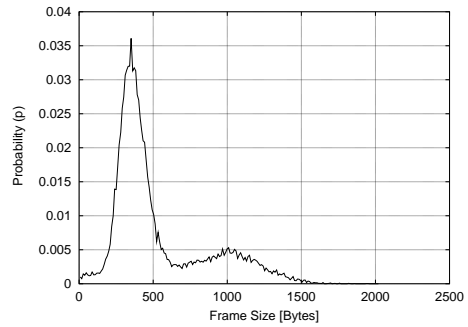
a) *Star Wars IV* with high quality



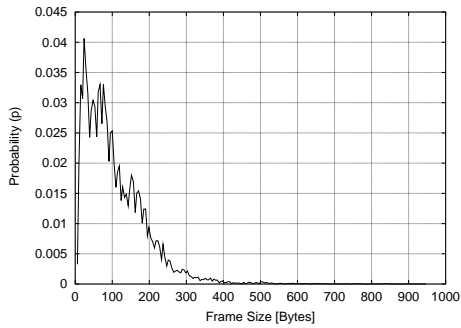
d) *Star Wars IV* with 256 kbps target bit rate



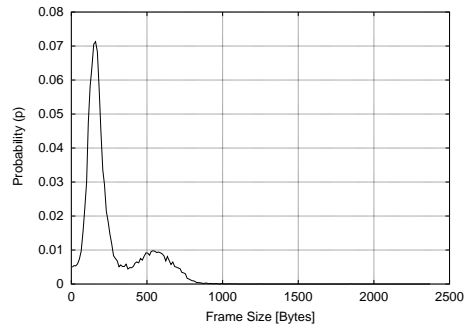
b) *Jurassic Park I* with medium quality



e) *Jurassic Park I* with 128 kbps target bit rate



c) *Silence of the Lambs* with low quality

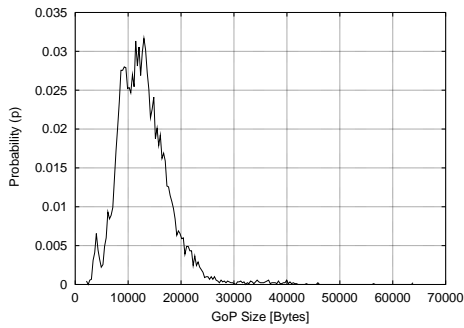


f) *Silence of the Lambs* with 64 kbps target bit rate

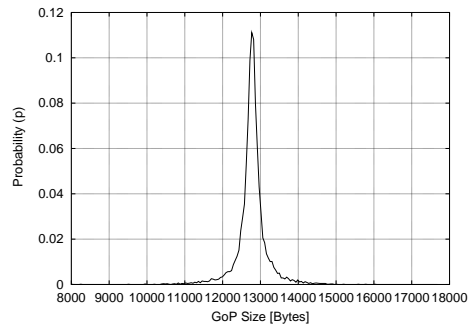
Encoding without rate control

Encoding with rate control

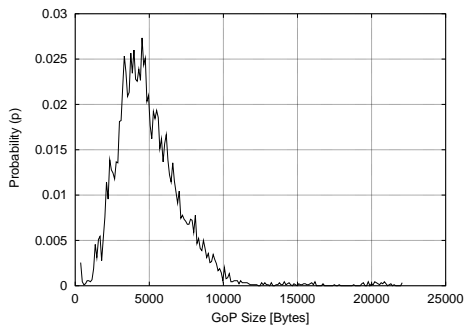
Figure 4: Frame size histograms for the base layer of temporal scalable QCIF video.



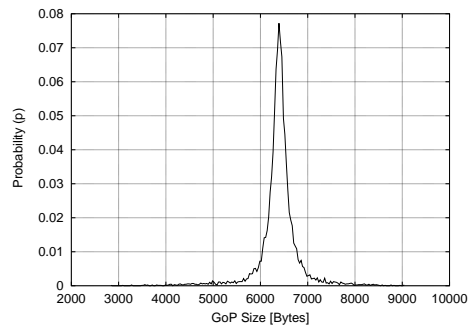
a) *Star Wars IV* with high quality



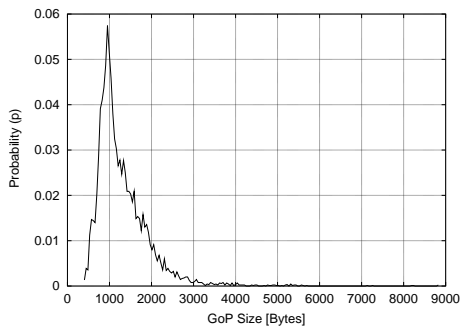
d) *Star Wars IV* with 256 kbps target bit rate



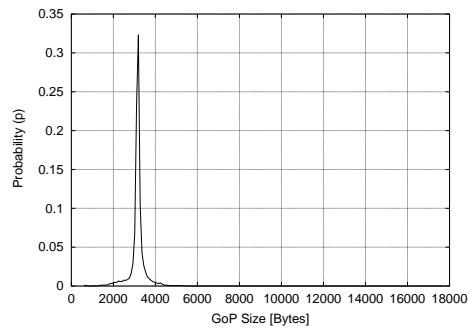
b) *Jurassic Park I* with medium quality



e) *Jurassic Park I* with 128 kbps target bit rate



c) *Silence of the Lambs* with low quality

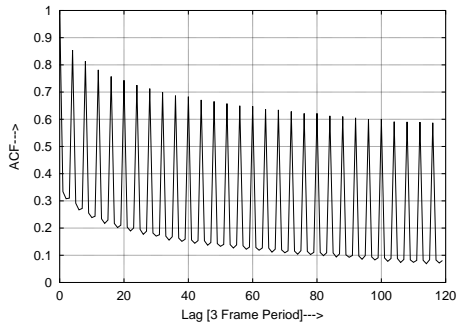


f) *Silence of the Lambs* with 64 kbps target bit rate

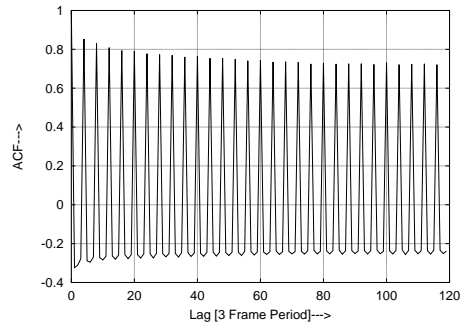
Encoding without rate control

Encoding with rate control

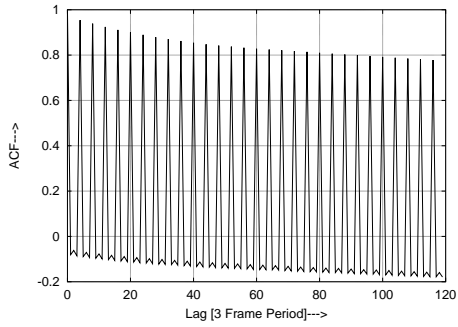
Figure 5: GoP size histograms for the base layer of temporal scalable QCIF video.



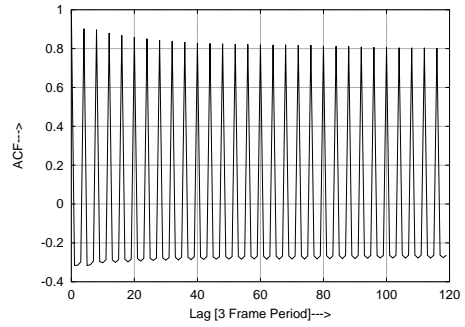
a) *Star Wars IV* with high quality



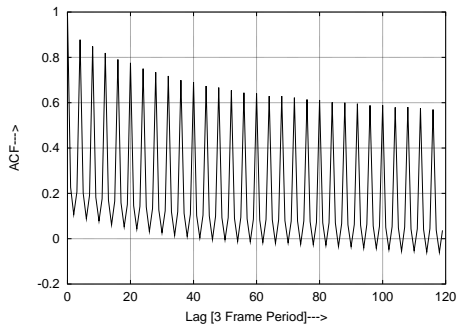
d) *Star Wars IV* with 256 kbps target bit rate



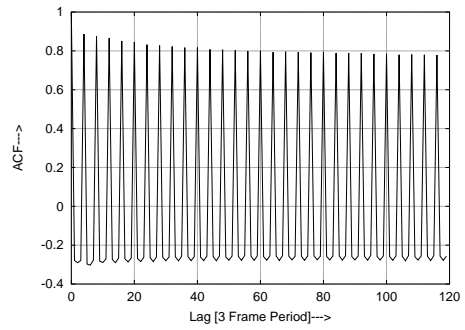
b) *Jurassic Park I* with medium quality



e) *Jurassic Park I* with 128 kbps target bit rate



c) *Silence of the Lambs* with low quality

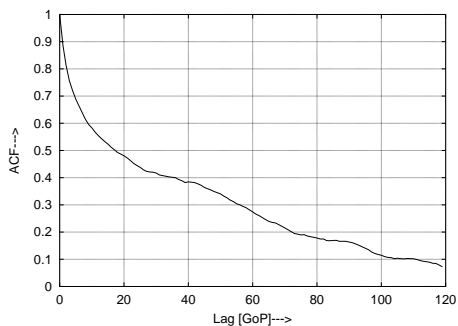


f) *Silence of the Lambs* with 64 kbps target bit rate

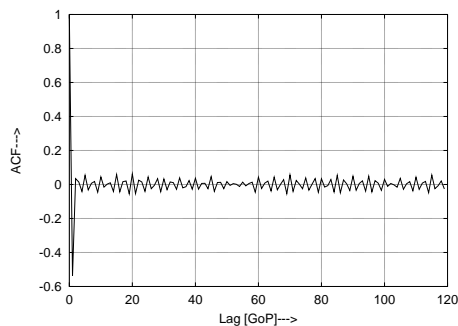
Encoding without rate control

Encoding with rate control

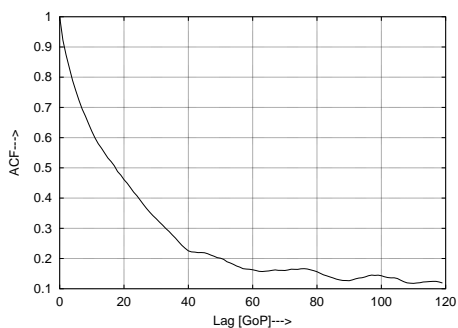
Figure 6: Frame size autocorrelations for the base layer of temporal scalable QCIF video.



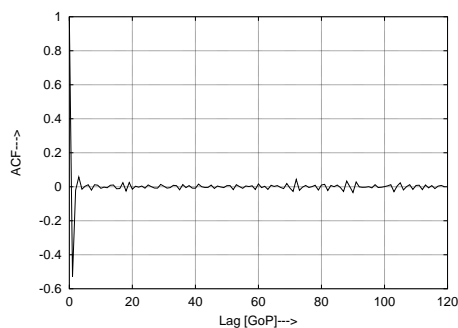
a) *Star Wars IV* with high quality



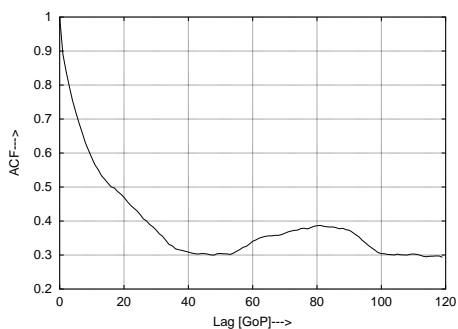
d) *Star Wars IV* with 256 kbps target bit rate



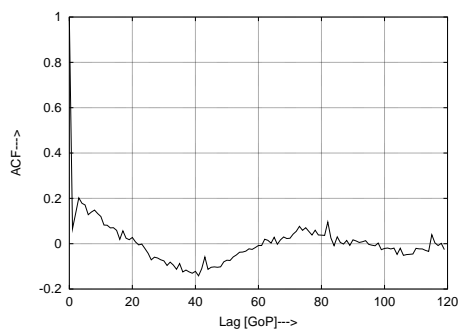
b) *Jurassic Park I* with medium quality



e) *Jurassic Park I* with 128 kbps target bit rate



c) *Silence of the Lambs* with low quality

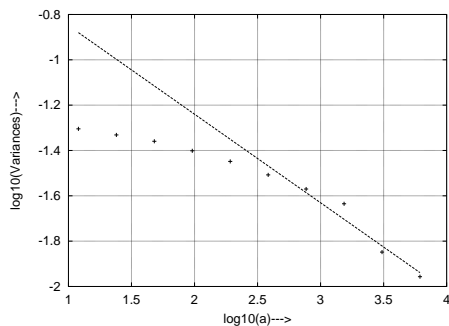


f) *Silence of the Lambs* with 64 kbps target bit rate

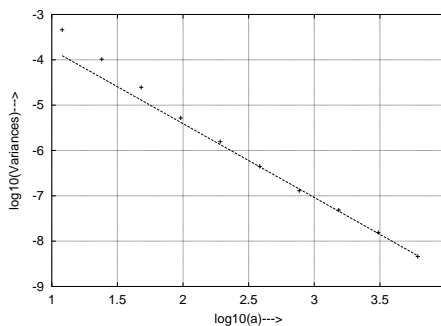
Encoding without rate control

Encoding with rate control

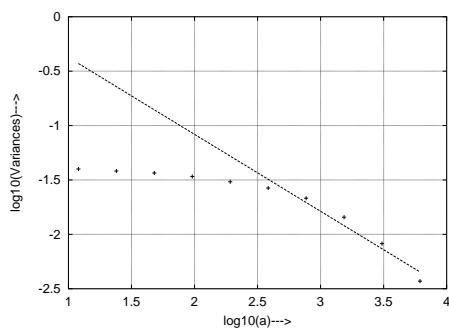
Figure 7: GoP size correlations for the base layer of temporal scalable QCIF video.



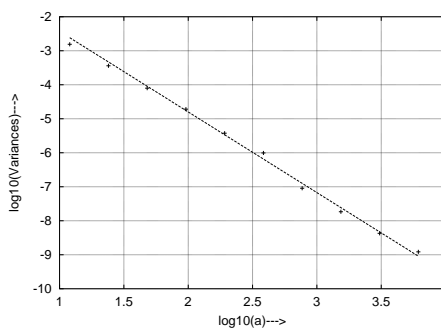
a) *Star Wars IV* with high quality



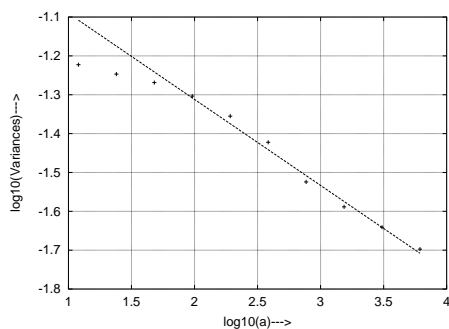
d) *Star Wars IV* with 256 kbps target bit rate



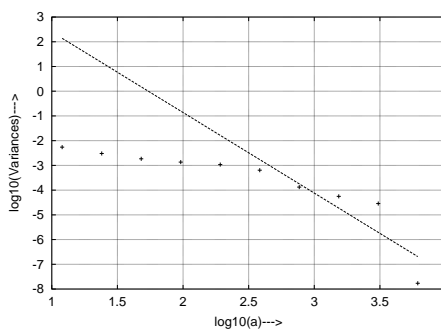
b) *Jurassic Park I* with medium quality



e) *Jurassic Park I* with 128 kbps target bit rate



c) *Silence of the Lambs* with low quality

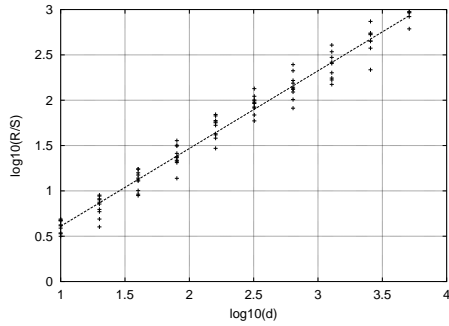


f) *Silence of the Lambs* with 64 kbps target bit rate

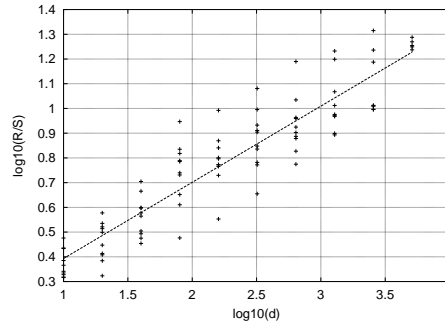
Encoding without rate control

Encoding with rate control

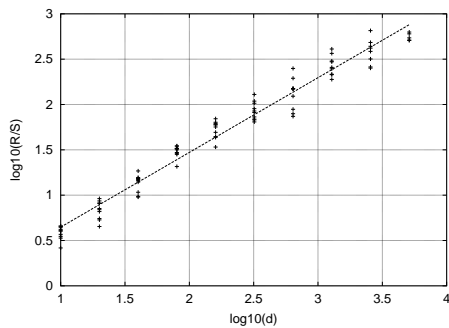
Figure 8: Variance time plots for base layer of temporal scalable QCIF video.



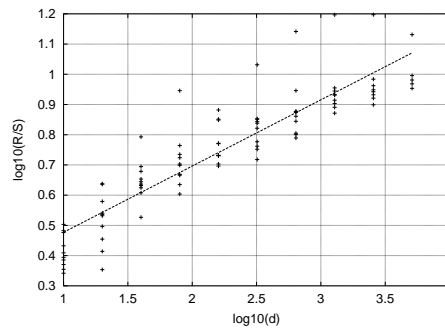
a) *Star Wars IV* with high quality



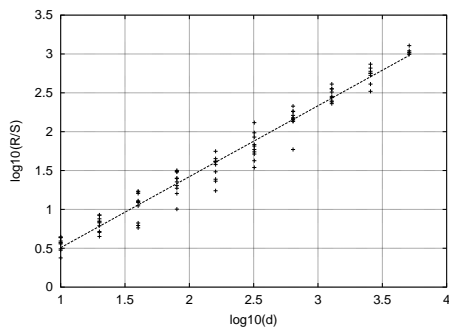
d) *Star Wars IV* with 256 kbps target bit rate



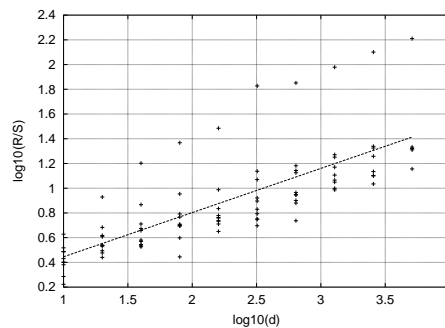
b) *Jurassic Park I* with medium quality



e) *Jurassic Park I* with 128 kbps target bit rate



c) *Silence of the Lambs* with low quality

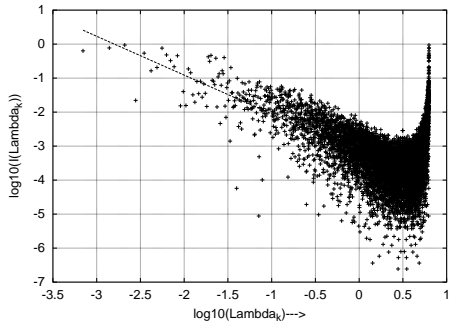


f) *Silence of the Lambs* with 64 kbps target bit rate

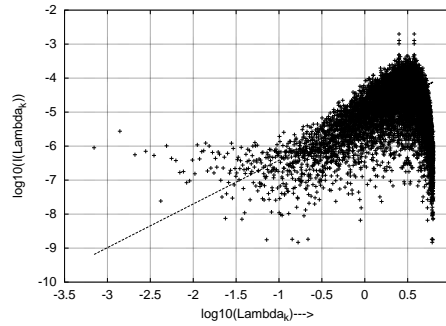
Encoding without rate control

Encoding with rate control

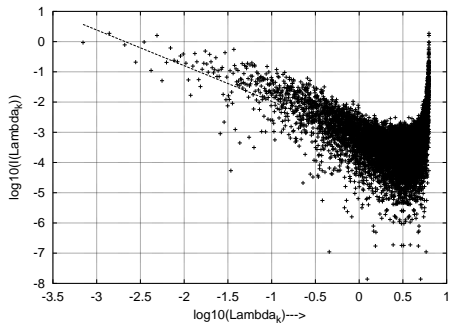
Figure 9: Pox plots of R/S for aggregation level $a = 12$ for base layer of temporal scalable QCIF video.



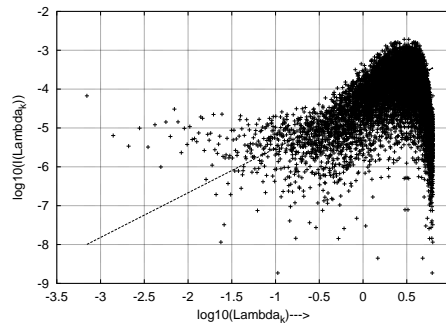
a) *Star Wars IV* with high quality



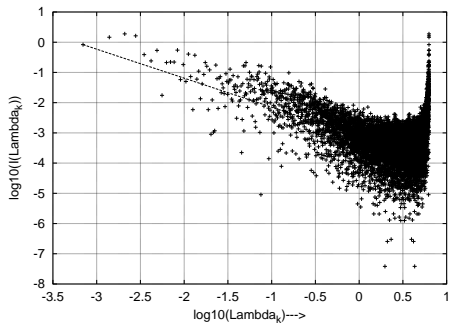
d) *Star Wars IV* with 256 kbps target bit rate



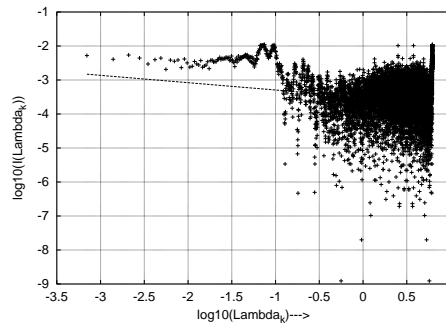
b) *Jurassic Park I* with medium quality



e) *Jurassic Park I* with 128 kbps target bit rate



c) *Silence of the Lambs* with low quality

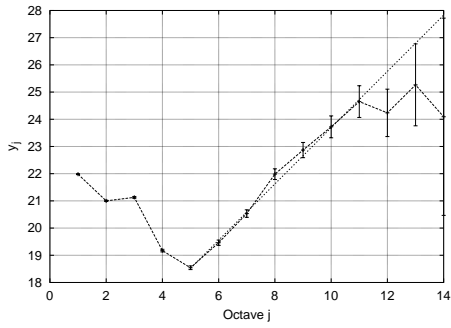


f) *Silence of the Lambs* with 64 kbps target bit rate

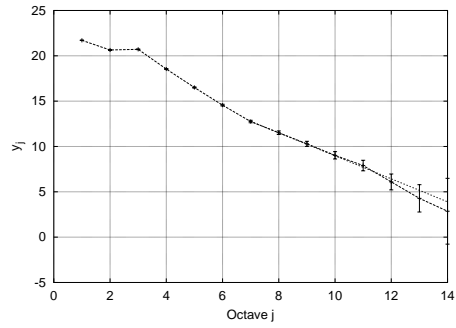
Encoding without rate control

Encoding with rate control

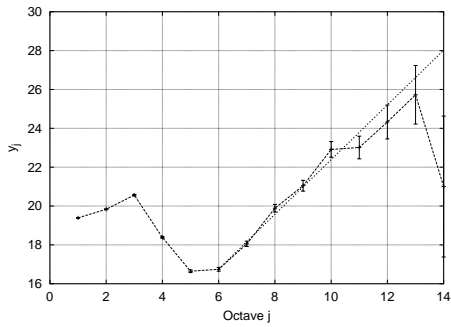
Figure 10: Programs for aggregation level $a = 12$ for base layer of temporal scalable QCIF video.



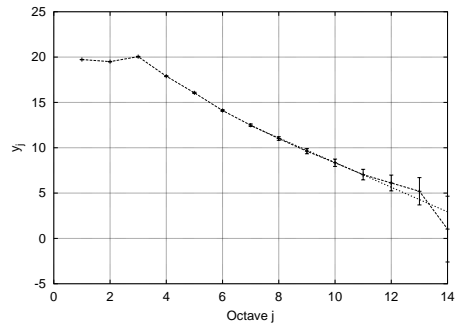
a) *Star Wars IV* with high quality



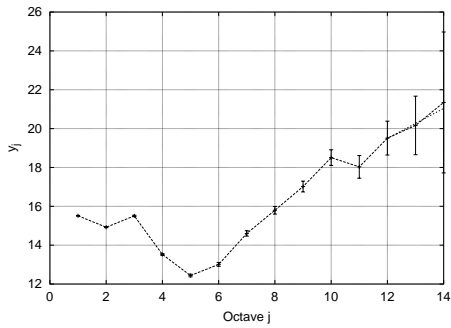
d) *Star Wars IV* with 256 kbps target bit rate



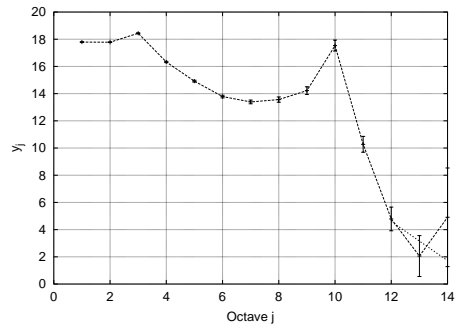
b) *Jurassic Park I* with medium quality



e) *Jurassic Park I* with 128 kbps target bit rate



c) *Silence of the Lambs* with low quality

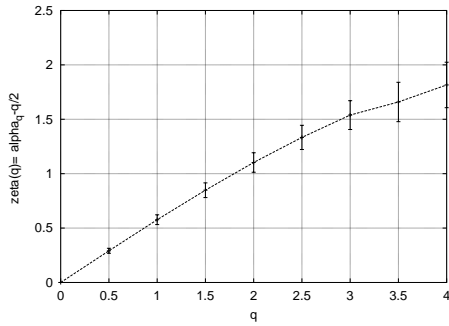


f) *Silence of the Lambs* with 64 kbps target bit rate

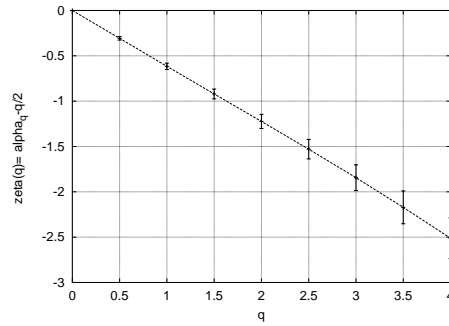
Encoding without rate control

Encoding with rate control

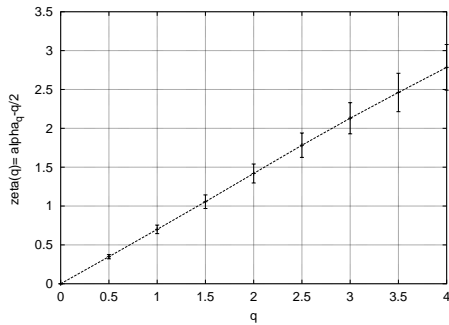
Figure 11: Logscale diagrams for base layer of temporal scalable QCIF video.



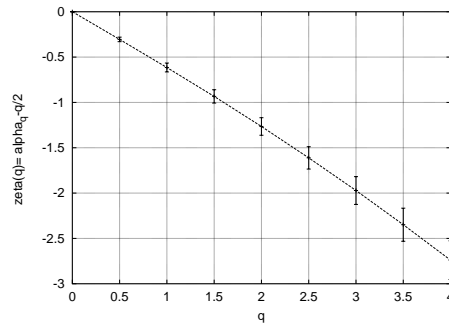
a) *Star Wars IV* with high quality



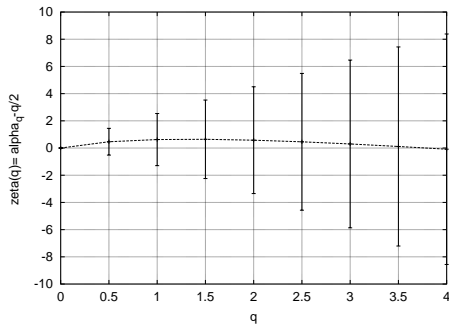
d) *Star Wars IV* with 256 kbps target bit rate



b) *Jurassic Park I* with medium quality

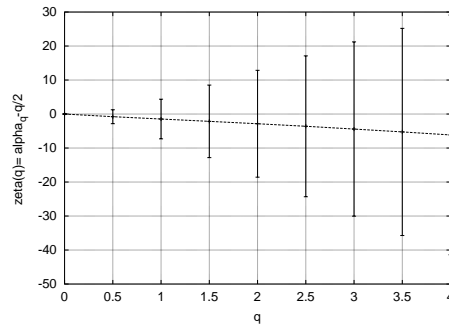


e) *Jurassic Park I* with 128 kbps target bit rate



c) *Silence of the Lambs* with low quality

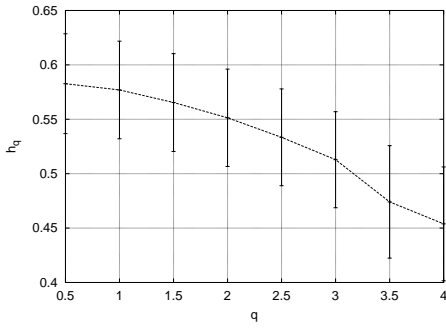
Encoding without rate control



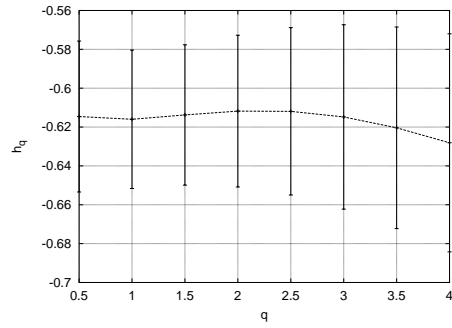
f) *Silence of the Lambs* with 64 kbps target bit rate

Encoding with rate control

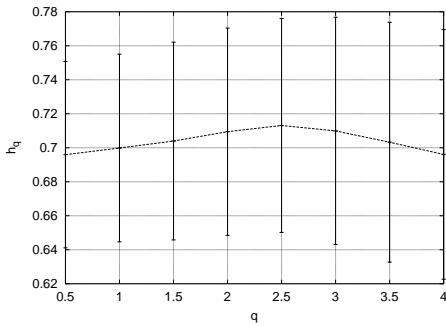
Figure 12: Multi scale diagrams for base layer of temporal scalable QCIF video.



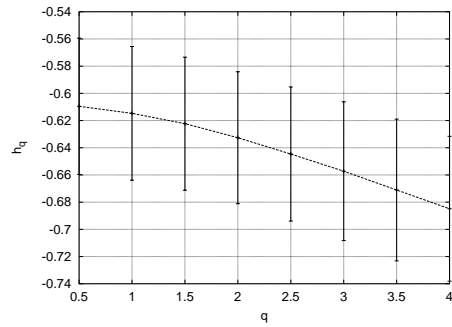
a) *Star Wars IV* with high quality



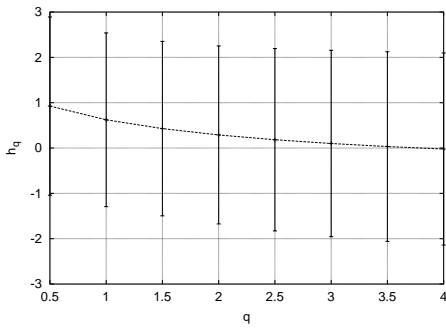
d) *Star Wars IV* with 256 kbps target bit rate



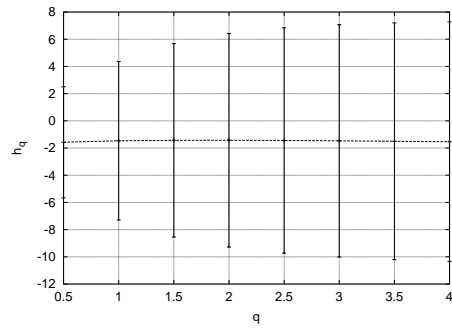
b) *Jurassic Park I* with medium quality



e) *Jurassic Park I* with 128 kbps target bit rate



c) *Silence of the Lambs* with low quality



f) *Silence of the Lambs* with 64 kbps target bit rate

Encoding without rate control

Encoding with rate control

Figure 13: Linear multi scale diagrams for base layer of temporal scalable QCIF video.

2.2 Enhancement Layer Traffic

Note that with the GoP pattern IBBPBBPBBPBBIBB..., I and P frames make up the base layer and B frames make up the enhancement layer; the enhancement layer frame sizes, X_{3k}^e , are zero, and the enhancement layer frame sizes, X_{3k+1}^e and X_{3k+2}^e , $k = 0, \dots, N/3 - 1$ are nonzero.

Table 7 gives the mean frame sizes (\bar{X}^e), the coefficients of variation ($CoV_{\bar{X}^e}$), and the peak-to-mean ratios (X_{\max}^e/\bar{X}^e) of the enhancement layer frame sizes along with the mean bit rate (\bar{X}^e/T) and the peak bit rate (X_{\max}^e/T).

Table 7: Overview of frame statistics of the enhancement layer of temporal scalable encoded video

Enc. M.	Video	Frame Size			Bit Rate	
		Mean \bar{X}^e [kbyte]	CoV $CoV_{\bar{X}^e}$	Peak/Mean X_{\max}^e/\bar{X}^e	Mean \bar{X}^e/T [Mbps]	Peak X_{\max}^e/T [Mbps]
QCIF	<i>Citizen Kane</i>	0.914	1.152	10.792	0.219	2.368
H.Q.	<i>Die Hard I</i>	1.483	0.844	7.030	0.356	2.502
No R.C.	<i>Jurassic Park I</i>	1.685	1.003	10.382	0.404	4.198
	<i>Silence of the Lambs</i>	0.986	1.088	14.820	0.237	3.508
	<i>Star Wars IV</i>	1.203	0.893	11.815	0.289	3.411
	<i>Star Wars V</i>	1.921	0.885	7.830	0.461	3.610
	<i>The Firm</i>	1.346	0.953	8.459	0.323	2.733
	<i>Terminator I</i>	1.550	1.002	15.765	0.372	5.865
	<i>Total Recall</i>	1.515	0.872	6.974	0.364	2.536
	<i>Aladdin</i>	3.172	0.828	6.874	0.761	5.233
	<i>Cinderella</i>	2.135	0.929	11.672	0.512	5.981
	<i>Baseball with Comm</i>	2.379	0.801	4.885	0.571	2.789
	<i>Snowboard with Comm</i>	2.739	0.884	9.336	0.657	6.138
	<i>Oprah w/o Comm</i>	3.329	0.843	3.987	0.799	3.185
	<i>Tonight Show w/o Comm</i>	1.442	1.175	11.567	0.346	4.003
	<i>Lecture-Gupta</i>	3.116	0.760	4.291	0.748	3.209
	<i>Lecture-Reisslein</i>	3.446	0.846	4.463	0.827	3.691
QCIF	<i>Jurassic Park I</i>	0.407	1.244	17.797	0.098	1.738
H.-M.Q.	<i>Star Wars IV</i>	0.262	1.130	23.240	0.063	1.459
No R.C.	<i>The Firm</i>	0.278	1.293	15.736	0.067	1.050
	<i>Tonight Show w/o Comm</i>	0.296	1.439	23.710	0.071	1.687
QCIF	<i>Citizen Kane</i>	0.101	1.515	22.487	0.024	0.547
M.Q.	<i>Die Hard I</i>	0.164	1.248	17.062	0.039	0.671
No R.C.	<i>Jurassic Park I</i>	0.164	1.428	23.106	0.039	0.911
	<i>Silence of the Lambs</i>	0.108	1.545	34.874	0.026	0.905
	<i>Star Wars IV</i>	0.127	1.246	29.700	0.030	0.904
	<i>Star Wars V</i>	0.162	1.287	23.170	0.039	0.900
	<i>The Firm</i>	0.118	1.435	18.717	0.028	0.531
	<i>Terminator I</i>	0.217	1.333	33.876	0.052	1.762
	<i>Total Recall</i>	0.156	1.281	19.507	0.037	0.730
	<i>Aladdin</i>	0.310	1.293	19.627	0.074	1.458
	<i>Cinderella</i>	0.212	1.415	34.952	0.051	1.778
	<i>Baseball with Comm</i>	0.203	1.156	14.714	0.049	0.717
	<i>Snowboard with Comm</i>	0.317	1.093	22.882	0.076	1.740
	<i>Oprah w/o Comm</i>	0.254	1.037	10.662	0.061	0.651
	<i>Tonight Show w/o Comm</i>	0.105	1.773	37.224	0.025	0.937
	<i>Lecture-Gupta</i>	0.260	0.838	13.258	0.062	0.827
	<i>Lecture-Reisslein</i>	0.292	0.921	12.356	0.070	0.865
QCIF	<i>Jurassic Park I</i>	0.127	1.172	17.378	0.031	0.531
M.-L.Q.	<i>Star Wars IV</i>	0.111	1.103	22.303	0.027	0.594
No R.C.	<i>The Firm</i>	0.104	1.170	12.393	0.025	0.310

Table 7: *continued*

Enc. M.	Video	Frame Size			Bit Rate	
		Mean \bar{X}^e [kbyte]	CoV $CoV_{\bar{X}^e}$	Peak/Mean X_{\max}^e/\bar{X}^e	Mean \bar{X}^e/T [Mbps]	Peak X_{\max}^e/T [Mbps]
	<i>Tonight Show w/o Comm</i>	0.082	1.486	28.648	0.020	0.565
QCIF	<i>Citizen Kane</i>	0.087	1.121	14.525	0.021	0.303
L.Q.	<i>Die Hard I</i>	0.129	1.049	12.931	0.031	0.399
No R.C.	<i>Jurassic Park I</i>	0.111	1.096	17.852	0.027	0.476
	<i>Silence of the Lambs</i>	0.103	1.105	16.089	0.025	0.396
	<i>Star Wars IV</i>	0.104	1.046	18.613	0.025	0.467
	<i>Star Wars V</i>	0.116	1.062	17.940	0.028	0.499
	<i>The Firm</i>	0.098	1.094	9.637	0.023	0.226
	<i>Terminator I</i>	0.147	1.094	23.318	0.035	0.825
	<i>Total Recall</i>	0.121	1.074	15.056	0.029	0.438
	<i>Aladdin</i>	0.168	1.120	17.315	0.040	0.697
	<i>Cinderella</i>	0.140	1.106	24.727	0.034	0.829
	<i>Baseball with Comm</i>	0.136	1.042	13.065	0.033	0.426
	<i>Snowboard with Comm</i>	0.183	0.978	17.339	0.044	0.762
	<i>Oprah w/o Comm</i>	0.116	0.995	10.183	0.028	0.283
	<i>Tonight Show w/o Comm</i>	0.073	1.353	23.717	0.018	0.417
	<i>Lecture-Gupta</i>	0.113	0.854	16.022	0.027	0.436
	<i>Lecture-Reisslein</i>	0.121	0.922	13.695	0.029	0.397
QCIF	<i>Citizen Kane</i>	0.162	1.574	18.505	0.039	0.720
R.C.	<i>Die Hard I</i>	0.245	1.175	11.529	0.059	0.678
64 kbps	<i>Jurassic Park I</i>	0.300	1.292	13.298	0.072	0.956
	<i>Silence of the Lambs</i>	0.153	1.601	26.351	0.037	0.969
	<i>Star Wars IV</i>	0.183	1.344	23.048	0.044	1.011
	<i>Star Wars V</i>	0.288	1.290	10.714	0.069	0.741
	<i>The Firm</i>	0.197	1.485	14.499	0.047	0.685
	<i>Terminator I</i>	0.343	1.184	21.499	0.082	1.768
	<i>Total Recall</i>	0.243	1.209	11.930	0.058	0.696
	<i>Aladdin</i>	0.547	1.038	11.247	0.131	1.476
	<i>Cinderella</i>	0.344	1.188	21.789	0.083	1.801
	<i>Baseball with Comm</i>	0.316	1.070	9.535	0.076	0.724
	<i>Snowboard with Comm</i>	0.539	0.985	13.547	0.129	1.753
	<i>Oprah w/o Comm</i>	0.365	1.023	8.996	0.088	0.789
	<i>Tonight Show w/o Comm</i>	0.242	1.337	19.095	0.058	1.110
	<i>Lecture-Gupta</i>	0.423	0.986	8.177	0.101	0.830
	<i>Lecture-Reisslein</i>	0.556	0.976	6.296	0.133	0.840
QCIF	<i>Citizen Kane</i>	0.119	1.525	21.587	0.029	0.616
R.C.	<i>Die Hard I</i>	0.176	1.208	16.727	0.042	0.705
128 kbps	<i>Jurassic Park I</i>	0.186	1.547	21.172	0.045	0.944
	<i>Silence of the Lambs</i>	0.131	1.487	30.774	0.031	0.969
	<i>Star Wars IV</i>	0.141	1.302	28.584	0.034	0.968
	<i>Star Wars V</i>	0.201	1.311	14.577	0.048	0.705
	<i>The Firm</i>	0.140	1.415	19.319	0.034	0.649
	<i>Terminator I</i>	0.236	1.325	31.044	0.057	1.759
	<i>Total Recall</i>	0.167	1.239	18.334	0.040	0.737
	<i>Aladdin</i>	0.388	1.234	15.867	0.093	1.476
	<i>Cinderella</i>	0.242	1.368	31.076	0.058	1.804
	<i>Baseball with Comm</i>	0.232	1.104	13.012	0.056	0.724
	<i>Snowboard with Comm</i>	0.385	1.088	18.713	0.092	1.729
	<i>Oprah w/o Comm</i>	0.276	1.073	11.475	0.066	0.761
	<i>Tonight Show w/o Comm</i>	0.173	1.370	25.038	0.041	1.038
	<i>Lecture-Gupta</i>	0.323	0.918	10.704	0.077	0.829
	<i>Lecture-Reisslein</i>	0.393	0.942	8.828	0.094	0.833
QCIF	<i>Citizen Kane</i>	0.110	1.350	21.357	0.026	0.561
R.C.	<i>Die Hard I</i>	0.166	1.174	18.075	0.040	0.722
256 kbps	<i>Jurassic Park I</i>	0.152	1.530	25.357	0.036	0.924
	<i>Silence of the Lambs</i>	0.124	1.337	31.711	0.030	0.945
	<i>Star Wars IV</i>	0.129	1.198	29.642	0.031	0.920
	<i>Star Wars V</i>	0.168	1.223	17.121	0.040	0.690
	<i>The Firm</i>	0.124	1.288	19.056	0.030	0.565

Table 7: *continued*

Enc. M.	Video	Frame Size			Bit Rate	
		Mean \bar{X}^e [kbyte]	CoV $CoV_{\bar{X}^e}$	Peak/Mean X_{\max}^e/\bar{X}^e	Mean \bar{X}^e/T [Mbps]	Peak X_{\max}^e/T [Mbps]
	<i>Terminator I</i>	0.209	1.339	35.284	0.050	1.766
	<i>Total Recall</i>	0.153	1.223	20.262	0.037	0.744
	<i>Aladdin</i>	0.316	1.300	19.408	0.076	1.471
	<i>Cinderella</i>	0.212	1.410	35.494	0.051	1.807
	<i>Baseball with Comm</i>	0.208	1.098	14.599	0.050	0.728
	<i>Snowboard with Comm</i>	0.320	1.078	22.427	0.077	1.721
	<i>Oprah w/o Comm</i>	0.244	1.060	12.027	0.059	0.705
	<i>Tonight Show w/o Comm</i>	0.140	1.311	28.350	0.034	0.955
	<i>Lecture-Gupta</i>	0.270	0.828	12.847	0.065	0.833
	<i>Lecture-Reisslein</i>	0.315	0.848	11.363	0.076	0.859

We consider two smoothed versions of the enhancement layer trace. We define the two-frame smoothed enhancement layer trace O_n^e , $n = 0, \dots, N - 1$, as follows. $O_{3k}^e = O_{3k+1}^e = X_{3k+1}^e/2$ and $O_{3k+2}^e = X_{3k+2}^e$ for $k = 0, \dots, N/3 - 1$. We define the three-frame smoothed enhancement layer trace P_n^e , $n = 0, \dots, N - 1$, as $P_{3k}^e = P_{3k+1}^e = P_{3k+2}^e = (X_{3k+1}^e + X_{3k+2}^e)/3$ for $k = 0, \dots, N/3 - 1$. (Note that the statistical analysis of P_n^e , $n = 0, \dots, N - 1$, is equivalent to the statistical analysis of the aggregated enhancement layer trace with aggregation level $a = 3$, i.e., $X_n^{e(3)}$, $n = 0, \dots, N/3 - 1$.)

Table 8 gives the coefficients of variation (CoV_O^e and CoV_P^e), the peak-to-mean ratios (O_{\max}^e/\bar{X}^e and P_{\max}^e/\bar{X}^e) along with the peak bit rates (O_{\max}^e/T and P_{\max}^e/T) of the smoothed traces.

Table 8: Overview of frame statistics of the smoothed enhancement layer of temporal scalable encoded video

Enc. M.	Video	Frame Size				Bit Rate	
		CoV		Peak/Mean		Peak	
		CoV_O^e	CoV_P^e	O_{\max}^e/\bar{X}^e	P_{\max}^e/\bar{X}^e	O_{\max}^e/T [Mbps]	P_{\max}^e/T [Mbps]
Q CIF	<i>Citizen Kane</i>	0.867	0.708	10.792	6.842	2.368	1.501
H.Q.	<i>Die Hard I</i>	0.535	0.354	7.030	4.392	2.502	1.563
No R.C.	<i>Jurassic Park I</i>	0.712	0.557	10.382	6.886	4.198	2.784
	<i>Silence of the Lambs</i>	0.801	0.661	14.820	9.738	3.508	2.305
	<i>Star Wars IV</i>	0.592	0.428	11.815	7.769	3.411	2.243
	<i>Star Wars V</i>	0.583	0.417	7.830	4.909	3.610	2.264
	<i>The Firm</i>	0.660	0.506	8.440	5.547	2.727	1.793
	<i>Terminator I</i>	0.711	0.534	15.765	7.214	5.865	2.684
	<i>Total Recall</i>	0.568	0.396	6.974	4.451	2.536	1.618
	<i>Aladdin</i>	0.514	0.338	6.668	4.501	5.077	3.427
	<i>Cinderella</i>	0.632	0.479	11.672	7.234	5.981	3.706
	<i>Baseball with Comm</i>	0.483	0.305	4.771	3.219	2.724	1.838
	<i>Snowboard with Comm</i>	0.581	0.430	9.336	5.826	6.138	3.830
	<i>Oprah w/o Comm</i>	0.534	0.375	3.982	2.656	3.181	2.122
	<i>Tonight Show w/o Comm</i>	0.890	0.765	11.567	6.817	4.003	2.359
	<i>Lecture-Gupta</i>	0.429	0.226	4.291	2.494	3.209	1.865
	<i>Lecture-Reisslein</i>	0.536	0.379	4.104	2.635	3.394	2.179
Q CIF	<i>Jurassic Park One</i>	0.956	0.802	17.765	11.854	1.735	1.158
H-M.Q.	<i>Star Wars IV</i>	0.842	0.687	22.869	15.070	1.436	0.946
No R.C.	<i>The Firm</i>	1.004	0.855	14.974	10.238	1.000	0.683
	<i>Tonight Show w/o Comm</i>	1.146	1.018	23.710	13.085	1.687	0.931
Q CIF	<i>Citizen Kane</i>	1.213	1.044	22.487	14.637	0.547	0.356
M.Q.	<i>Die Hard I</i>	0.956	0.789	16.525	10.901	0.650	0.429
No R.C.	<i>Jurassic Park I</i>	1.130	0.965	23.106	15.368	0.911	0.606
	<i>Silence of the Lambs</i>	1.239	1.083	34.717	22.732	0.900	0.590
	<i>Star Wars IV</i>	0.952	0.796	25.040	16.486	0.762	0.502
	<i>Star Wars V</i>	0.995	0.830	23.170	14.594	0.900	0.567
	<i>The Firm</i>	1.136	0.981	18.505	12.157	0.525	0.345
	<i>Terminator I</i>	1.039	0.851	33.876	14.249	1.762	0.741
	<i>Total Recall</i>	0.988	0.823	17.435	10.531	0.652	0.394
	<i>Aladdin</i>	1.000	0.834	18.245	12.460	1.356	0.926
	<i>Cinderella</i>	1.118	0.953	34.952	22.658	1.778	1.153
	<i>Baseball with Comm</i>	0.866	0.732	14.714	9.688	0.717	0.472
	<i>Snowboard with Comm</i>	0.804	0.669	22.882	13.613	1.740	1.035
	<i>Oprah w/o Comm</i>	0.748	0.615	10.662	7.041	0.651	0.430
	<i>Tonight Show w/o Comm</i>	1.452	1.319	37.224	19.594	0.937	0.493
	<i>Lecture-Gupta</i>	0.529	0.354	13.258	7.319	0.827	0.456
	<i>Lecture-Reisslein</i>	0.626	0.476	10.094	6.891	0.707	0.482
Q CIF	<i>Jurassic Park One</i>	0.880	0.739	17.378	11.419	0.531	0.349

Table 8: *continued*

Enc. M.	Video	Frame Size				Bit Rate	
		CoV		Peak/Mean		Peak	
		CoV_2^e	CoV_P^e	O_{\max}^e/\bar{X}^e	P_{\max}^e/\bar{X}^e	O_{\max}^e/T [Mbps]	P_{\max}^e/T [Mbps]
M-L.Q.	<i>Star Wars IV</i>	0.809	0.669	19.647	10.701	0.524	0.285
No R.C.	<i>The Firm</i>	0.878	0.745	12.393	7.150	0.310	0.179
	<i>Tonight Show w/o Comm</i>	1.184	1.061	28.648	14.029	0.565	0.277
QCIF	<i>Citizen Kane</i>	0.829	0.697	14.525	9.377	0.303	0.196
L.Q.	<i>Die Hard I</i>	0.754	0.612	12.931	7.945	0.399	0.245
No R.C.	<i>Jurassic Park I</i>	0.802	0.667	17.726	11.860	0.473	0.317
	<i>Silence of the Lambs</i>	0.814	0.683	15.953	10.526	0.393	0.259
	<i>Star Wars IV</i>	0.750	0.613	17.934	7.790	0.450	0.195
	<i>Star Wars V</i>	0.769	0.627	16.060	10.708	0.447	0.298
	<i>The Firm</i>	0.800	0.671	9.637	5.639	0.226	0.132
	<i>Terminator I</i>	0.801	0.647	23.318	10.299	0.825	0.365
	<i>Total Recall</i>	0.780	0.640	13.777	7.821	0.401	0.228
	<i>Aladdin</i>	0.829	0.680	15.443	10.826	0.622	0.436
	<i>Cinderella</i>	0.815	0.673	23.388	15.923	0.784	0.534
	<i>Baseball with Comm</i>	0.748	0.615	13.065	8.541	0.426	0.279
	<i>Snowboard with Comm</i>	0.682	0.544	17.339	10.076	0.762	0.443
	<i>Oprah w/o Comm</i>	0.702	0.568	10.123	6.769	0.281	0.188
	<i>Tonight Show w/o Comm</i>	1.057	0.937	23.717	10.706	0.417	0.188
	<i>Lecture-Gupta</i>	0.548	0.381	16.022	7.742	0.436	0.210
	<i>Lecture-Reisslein</i>	0.623	0.478	11.673	7.556	0.338	0.219
QCIF	<i>Citizen Kane</i>	1.271	1.140	18.369	12.224	0.715	0.476
R.C.	<i>Die Hard I</i>	0.888	0.755	10.913	7.297	0.642	0.429
64 kbps	<i>Jurassic Park I</i>	1.003	0.879	13.132	8.810	0.944	0.634
	<i>Silence of the Lambs</i>	1.294	1.166	26.351	17.543	0.969	0.645
	<i>Star Wars IV</i>	1.053	0.921	22.124	14.750	0.971	0.647
	<i>Star Wars V</i>	1.003	0.874	10.714	6.718	0.741	0.465
	<i>The Firm</i>	1.187	1.061	14.499	9.260	0.685	0.437
	<i>Terminator I</i>	0.896	0.763	21.499	9.046	1.768	0.744
	<i>Total Recall</i>	0.921	0.791	11.111	6.925	0.648	0.404
	<i>Aladdin</i>	0.748	0.613	10.234	7.101	1.343	0.932
	<i>Cinderella</i>	0.900	0.771	21.577	13.995	1.784	1.157
	<i>Baseball with Comm</i>	0.783	0.651	9.317	6.129	0.707	0.465
	<i>Snowboard with Comm</i>	0.693	0.557	13.547	8.195	1.753	1.060
	<i>Oprah w/o Comm</i>	0.736	0.602	8.996	5.991	0.789	0.525
	<i>Tonight Show w/o Comm</i>	1.047	0.925	19.095	10.317	1.110	0.599
	<i>Lecture-Gupta</i>	0.694	0.560	8.177	4.489	0.830	0.456
	<i>Lecture-Reisslein</i>	0.682	0.548	5.301	3.496	0.707	0.467
QCIF	<i>Citizen Kane</i>	1.225	1.076	21.587	14.055	0.616	0.401
R.C.	<i>Die Hard I</i>	0.918	0.757	16.727	10.305	0.705	0.434
128 kbps	<i>Jurassic Park I</i>	1.244	1.103	20.994	14.055	0.936	0.627
	<i>Silence of the Lambs</i>	1.187	1.052	30.774	20.409	0.969	0.643
	<i>Star Wars IV</i>	1.011	0.862	28.584	18.964	0.968	0.642
	<i>Star Wars V</i>	1.024	0.876	14.577	8.974	0.705	0.434
	<i>The Firm</i>	1.120	0.979	19.319	12.290	0.649	0.413
	<i>Terminator I</i>	1.033	0.869	31.044	13.100	1.759	0.742
	<i>Total Recall</i>	0.948	0.789	16.274	10.006	0.654	0.402
	<i>Aladdin</i>	0.945	0.804	14.438	10.018	1.343	0.932
	<i>Cinderella</i>	1.075	0.931	30.749	19.958	1.785	1.159
	<i>Baseball with Comm</i>	0.816	0.681	13.012	8.544	0.724	0.476
	<i>Snowboard with Comm</i>	0.801	0.669	18.713	11.288	1.729	1.043
	<i>Oprah w/o Comm</i>	0.787	0.655	11.475	7.639	0.761	0.507
	<i>Tonight Show w/o Comm</i>	1.079	0.954	25.038	14.162	1.038	0.587
	<i>Lecture-Gupta</i>	0.621	0.472	10.704	5.916	0.829	0.458
	<i>Lecture-Reisslein</i>	0.648	0.505	7.487	5.298	0.706	0.500
QCIF	<i>Citizen Kane</i>	1.059	0.892	21.357	13.867	0.561	0.364
R.C.	<i>Die Hard I</i>	0.885	0.708	18.075	10.871	0.722	0.434
256 kbps	<i>Jurassic Park I</i>	1.226	1.063	25.344	16.901	0.923	0.616
	<i>Silence of the Lambs</i>	1.043	0.894	31.711	20.714	0.945	0.617
	<i>Star Wars IV</i>	0.908	0.743	29.642	19.669	0.920	0.611

Table 8: *continued*

Enc. M.	Video	Frame Size				Bit Rate	
		CoV		Peak/Mean		Peak	
		$CoV_{\bar{Y}}^e$	$CoV_{\bar{P}}^e$	O_{\max}^e/\bar{X}^e	P_{\max}^e/\bar{X}^e	O_{\max}^e/T [Mbps]	P_{\max}^e/T [Mbps]
	<i>Star Wars V</i>	0.937	0.764	17.121	10.833	0.690	0.436
	<i>The Firm</i>	0.996	0.837	17.608	12.223	0.522	0.363
	<i>Terminator I</i>	1.046	0.852	35.284	14.874	1.766	0.744
	<i>Total Recall</i>	0.932	0.757	18.275	10.796	0.671	0.396
	<i>Aladdin</i>	1.008	0.844	17.897	12.228	1.356	0.927
	<i>Cinderella</i>	1.114	0.950	34.929	22.745	1.778	1.158
	<i>Baseball with Comm</i>	0.807	0.670	14.599	9.672	0.728	0.483
	<i>Snowboard with Comm</i>	0.789	0.652	22.427	13.428	1.721	1.030
	<i>Oprah w/o Comm</i>	0.770	0.641	12.027	8.018	0.705	0.470
	<i>Tonight Show w/o Comm</i>	1.019	0.894	28.350	16.734	0.955	0.564
	<i>Lecture-Gupta</i>	0.517	0.339	12.847	7.014	0.833	0.455
	<i>Lecture-Reisslein</i>	0.540	0.375	9.675	6.719	0.732	0.508

Table 9 gives the mean GoP sizes (\bar{Y}^e), the coefficients of variation of the GoP sizes ($CoV_{\bar{Y}}^e$), and the peak-to-mean ratios (Y_{\max}^e/\bar{Y}^e) of the GoP sizes, as well as the peak bit rates ($Y_{\max}^b/(GT)$).

Table 9: Overview of GoP statistics of the enhancement layer of temporal scalable encoded video

Enc. M.	Video	GoP Size			Bit Rate
		Mean \bar{Y}	CoV $CoV_{\bar{Y}}$	Peak/Mean Y_{\max}/\bar{Y}	Peak $Y_{\max}/(GT)$ [Mbps]
QCIF	<i>Citizen Kane</i>	10.971	0.663	5.717	1.254
H.Q.	<i>Die Hard I</i>	17.791	0.320	2.845	1.012
No R.C.	<i>Jurassic Park I</i>	20.217	0.523	5.843	2.362
	<i>Silence of the Lambs</i>	11.835	0.640	8.831	2.090
	<i>Star Wars IV</i>	14.437	0.398	5.751	1.660
	<i>Star Wars V</i>	23.054	0.392	3.110	1.434
	<i>The Firm</i>	16.157	0.482	4.785	1.546
	<i>Terminator I</i>	18.602	0.479	4.868	1.811
	<i>Total Recall</i>	18.178	0.364	3.698	1.344
	<i>Aladdin</i>	38.067	0.299	3.094	2.356
	<i>Cinderella</i>	25.620	0.447	6.223	3.188
	<i>Baseball with Comm</i>	28.549	0.291	2.759	1.576
	<i>Snowboard with Comm</i>	32.871	0.414	4.629	3.043
	<i>Oprah w/o Comm</i>	39.945	0.372	2.113	1.688
	<i>Tonight Show w/o Comm</i>	17.305	0.757	5.454	1.887
	<i>Lecture-Gupta</i>	37.392	0.222	2.043	1.528
	<i>Lecture-Reisslein</i>	41.347	0.377	2.282	1.887
QCIF	<i>Jurassic Park I</i>	4.884	0.751	9.369	0.915
H.-M.Q.	<i>Star Wars IV</i>	3.139	0.620	10.166	0.638
No R.C.	<i>The Firm</i>	3.338	0.808	7.907	0.528
	<i>Tonight Show w/o Comm</i>	3.557	0.992	9.493	0.675
QCIF	<i>Citizen Kane</i>	1.216	0.923	8.648	0.210
M.Q.	<i>Die Hard I</i>	1.967	0.693	5.223	0.205
No R.C.	<i>Jurassic Park I</i>	1.971	0.888	11.642	0.459
	<i>Silence of the Lambs</i>	1.297	0.989	20.066	0.520
	<i>Star Wars IV</i>	1.522	0.686	10.474	0.319
	<i>Star Wars V</i>	1.941	0.729	6.983	0.271
	<i>The Firm</i>	1.418	0.896	9.140	0.259
	<i>Terminator I</i>	2.600	0.750	8.477	0.441
	<i>Total Recall</i>	1.871	0.732	6.552	0.245
	<i>Aladdin</i>	3.715	0.690	7.002	0.520
	<i>Cinderella</i>	2.544	0.831	16.794	0.854
	<i>Baseball with Comm</i>	2.437	0.666	6.711	0.327

Table 9: *continued*

Enc. M.	Video	GoP Size			Bit Rate
		Mean \bar{Y}	CoV CoV_Y	Peak/Mean Y_{\max}/\bar{Y}	Peak $Y_{\max}/(GT)$ [Mbps]
	<i>Snowboard with Comm</i>	3.802	0.619	8.988	0.683
	<i>Oprah w/o Comm</i>	3.053	0.601	4.877	0.298
	<i>Tonight Show w/o Comm</i>	1.259	1.258	12.972	0.327
	<i>Lecture-Gupta</i>	3.118	0.321	3.718	0.232
	<i>Lecture-Reisslein</i>	3.500	0.446	5.257	0.368
QCIF	<i>Jurassic Park I</i>	1.527	0.676	7.521	0.230
M.-L.Q.	<i>Star Wars IV</i>	1.333	0.556	7.060	0.188
No R.C.	<i>The Firm</i>	1.252	0.640	5.740	0.144
	<i>Tonight Show w/o Comm</i>	0.986	0.986	8.683	0.171
QCIF	<i>Citizen Kane</i>	1.044	0.541	4.593	0.096
L.Q.	<i>Die Hard I</i>	1.543	0.532	3.905	0.121
No R.C.	<i>Jurassic Park I</i>	1.334	0.598	5.601	0.149
	<i>Silence of the Lambs</i>	1.232	0.534	9.278	0.229
	<i>Star Wars IV</i>	1.254	0.496	5.227	0.131
	<i>Star Wars V</i>	1.391	0.521	5.266	0.147
	<i>The Firm</i>	1.170	0.545	4.258	0.100
	<i>Terminator I</i>	1.770	0.564	6.020	0.213
	<i>Total Recall</i>	1.455	0.558	4.847	0.141
	<i>Aladdin</i>	2.013	0.556	5.845	0.235
	<i>Cinderella</i>	1.676	0.571	11.155	0.374
	<i>Baseball with Comm</i>	1.631	0.535	5.338	0.174
	<i>Snowboard with Comm</i>	2.196	0.490	6.543	0.287
	<i>Oprah w/o Comm</i>	1.389	0.504	4.610	0.128
	<i>Tonight Show w/o Comm</i>	0.880	0.828	6.920	0.122
	<i>Lecture-Gupta</i>	1.359	0.265	4.005	0.109
	<i>Lecture-Reisslein</i>	1.448	0.396	5.855	0.170
QCIF	<i>Citizen Kane</i>	1.946	1.103	10.671	0.415
R.C.	<i>Die Hard I</i>	2.940	0.720	4.521	0.266
64 kbps	<i>Jurassic Park I</i>	3.596	0.858	7.661	0.551
	<i>Silence of the Lambs</i>	1.839	1.142	16.430	0.604
	<i>Star Wars IV</i>	2.194	0.885	11.228	0.493
	<i>Star Wars V</i>	3.457	0.849	5.123	0.354
	<i>The Firm</i>	2.362	1.035	8.326	0.393
	<i>Terminator I</i>	4.112	0.731	5.907	0.486
	<i>Total Recall</i>	2.916	0.761	5.573	0.325
	<i>Aladdin</i>	6.563	0.573	4.786	0.628
	<i>Cinderella</i>	4.133	0.731	11.144	0.921
	<i>Baseball with Comm</i>	3.796	0.620	5.030	0.382
	<i>Snowboard with Comm</i>	6.470	0.530	5.755	0.745
	<i>Oprah w/o Comm</i>	4.386	0.585	4.665	0.409
	<i>Tonight Show w/o Comm</i>	2.905	0.896	7.478	0.435
	<i>Lecture-Gupta</i>	5.073	0.533	3.860	0.392
	<i>Lecture-Reisslein</i>	6.671	0.535	3.042	0.406
QCIF	<i>Citizen Kane</i>	1.426	1.019	13.338	0.381
R.C.	<i>Die Hard I</i>	2.108	0.684	5.998	0.253
128 kbps	<i>Jurassic Park I</i>	2.229	1.062	12.045	0.537
	<i>Silence of the Lambs</i>	1.575	1.023	19.154	0.603
	<i>Star Wars IV</i>	1.694	0.801	13.940	0.472
	<i>Star Wars V</i>	2.418	0.825	6.346	0.307
	<i>The Firm</i>	1.680	0.939	10.778	0.362
	<i>Terminator I</i>	2.833	0.798	8.546	0.484
	<i>Total Recall</i>	2.009	0.719	6.919	0.278
	<i>Aladdin</i>	4.652	0.735	6.751	0.628
	<i>Cinderella</i>	2.903	0.853	15.834	0.919
	<i>Baseball with Comm</i>	2.783	0.634	6.533	0.364
	<i>Snowboard with Comm</i>	4.619	0.637	7.799	0.720
	<i>Oprah w/o Comm</i>	3.315	0.640	5.783	0.383
	<i>Tonight Show w/o Comm</i>	2.072	0.929	10.045	0.416
	<i>Lecture-Gupta</i>	3.873	0.455	4.424	0.343

Table 9: *continued*

Enc. M.	Video	GoP Size			Bit Rate
		Mean \bar{Y}	CoV CoV_Y	Peak/Mean Y_{\max}/\bar{Y}	Peak $Y_{\max}/(GT)$ [Mbps]
	<i>Lecture-Reisslein</i>	4.717	0.495	3.975	0.375
QCIF	<i>Citizen Kane</i>	1.314	0.814	8.968	0.236
R.C.	<i>Die Hard I</i>	1.996	0.621	5.131	0.205
256 kbps	<i>Jurassic Park I</i>	1.822	0.995	13.328	0.486
	<i>Silence of the Lambs</i>	1.489	0.852	18.692	0.557
	<i>Star Wars IV</i>	1.553	0.658	13.648	0.424
	<i>Star Wars V</i>	2.014	0.677	6.816	0.275
	<i>The Firm</i>	1.483	0.777	9.219	0.273
	<i>Terminator I</i>	2.502	0.751	8.921	0.446
	<i>Total Recall</i>	1.836	0.669	6.728	0.247
	<i>Aladdin</i>	3.790	0.711	7.184	0.544
	<i>Cinderella</i>	2.545	0.834	17.555	0.894
	<i>Baseball with Comm</i>	2.495	0.613	6.607	0.330
	<i>Snowboard with Comm</i>	3.836	0.608	9.118	0.700
	<i>Oprah w/o Comm</i>	2.931	0.628	5.937	0.348
	<i>Tonight Show w/o Comm</i>	1.684	0.862	10.438	0.352
	<i>Lecture-Gupta</i>	3.242	0.310	3.718	0.241
	<i>Lecture-Reisslein</i>	3.782	0.357	5.081	0.384

The main features of the temporal enhancement layer traffic without rate control are summarized as follows:

- A very pronounced “hump” in the variability at the medium quality level.
- A relatively large variability compared to the single layer encodings, which, as noted above, is due to the wide range of sizes for the B frames.

The main features of the temporal enhancement layer traffic corresponding to the rate-controlled base layer are:

- The mean bit rate of the enhancement layer decreases as the target bit rate of the base layer increases. This is clearly expected as the higher bit rate base layer contains a more accurate encoding of the video, leaving less video information to be encoded in the enhancement layer.
- A somewhat higher variability compared to the medium quality single layer encoding (which uses the same quantization parameters as the enhancement layer of the rate-controlled base layer.).
- A slight tendency of the enhancement layer traffic to become more variable as the base layer target bit rate increases.
- About the same level of variability as the enhancement layer at the medium quality level without rate control.

Figure 14 gives the (unsmoothed) frame size X_n^e (in bytes) as a function of the frame number n . Figure 15 gives the GoP size Y_m^e (in bytes) as a function of the GoP number m . The high variability of the enhancement layer traffic is also reflected in these frame size and GoP size plots. Notice in particular the high variability of the enhancement layer as the rate-controlled encodings as well as the similarities between the *Jurassic Park I* enhancement layers with and without rate control for the base layer.

In the following analysis we focus on the 3-frame smoothed frame size trace P_n^e , $n = 0, \dots, N-1$; for conciseness, we analyze the statistically equivalent trace $X_n^{e(3)}$, $n = 0, \dots, N/3-1$.

Figure 16 gives the histograms of the frame sizes $X_n^{e(3)}$. Note that the histograms for the enhancement layers that correspond to the rate-controlled base layers are cut off at a frame size of 3000 bytes for ease of comparison and thus, do not include the rare extremely large frames.

Figure 18 gives the autocorrelation coefficient $\rho_{X^{(3)}}^e(k)$ of the frame size sequence $X_n^{e(3)}$, $n = 0, \dots, N/3-1$, as a function of the lag k (in frames). For almost all of the encodings without rate control we observe periodic oscillations of the autocorrelation function, which are especially pronounced for the low quality encodings, with a period of 12 frames (i.e., one GoP). The explanation of this phenomenon is as follows. B frames are generally encoded with respect to the I or P frame that has the smallest difference (on a macro-block basis). For the last 2 two B frames in a GoP, the following I frame is typically chosen as the reference. This I frame typically gives smaller differences because the other alternative — the P frame preceding the last two B frames in the GoP — tends to accumulate forward prediction error throughout the GoP. Encoding the last two B frames with respect to the next I frame, however, requires a new set of (absolute) motion vectors, whereas the preceding B frames in the GoP are typically encoded with respect to the preceding I and P frames using relative (differential) motion vectors. Since the absolute motion vector require more encoding bits than the differential motion vectors, the last two B frames in the GoP are typically lower, resulting in the periodic spikes in the depicted autocorrelation function.

The underlying trend of the autocorrelation function becomes apparent in Figure 19, which gives the autocorrelation coefficient ($\rho_Y^e(k)$) of the GoP size sequence Y_m^e , $m = 0, \dots, N/G-1$, as a function of the lag k (in GoPs). The autocorrelations decay quite slowly and remain at a level of 0.1 for lags up to 120 GoPs (i.e., 48 seconds) for *Star Wars IV* and remain at even higher levels for *Silence of the Lambs*. This decay occurs much more rapidly for the *Jurassic Park I* sequence.

Table 10 gives the Hurst parameter obtained with the R/S heuristics and the periodogram

for X_n^e , $n = 0, \dots, N - 1$, as a function of the aggregation level a .

Table 10: Hurst parameters estimated from pox diagram of R/S and periodogram as a function of the aggregation level a .

Enc. M.	Video	Aggregation level a [frames]										
		12	24	48	96	192	300	396	504	600	696	792
Q CIF	<i>Citizen Kane</i>	0.918	0.920	0.894	0.885	0.884	0.886	0.909	0.903	0.847	0.840	0.794
H.Q.	<i>Citizen Kane</i>	1.186	1.168	1.162	1.048	0.973	0.902	0.942	0.925	0.899	0.997	0.864
No R.C.	<i>Die Hard I</i>	0.787	0.766	0.754	0.738	0.714	0.700	0.653	0.649	0.634	0.610	0.616
	<i>Die Hard I</i>	1.131	1.070	0.994	0.894	0.797	0.764	0.828	0.788	0.756	0.771	0.758
	<i>Jurassic Park I</i>	0.819	0.805	0.773	0.723	0.717	0.707	0.712	0.689	0.662	0.611	0.623
	<i>Jurassic Park I</i>	1.201	1.183	1.102	1.048	1.005	0.953	0.939	0.970	0.923	0.839	0.848
	<i>Silence of the Lambs</i>	0.905	0.887	0.891	0.908	0.917	0.891	0.891	0.801	0.773	0.816	0.743
	<i>Silence of the Lambs</i>	1.236	1.252	1.181	1.068	1.020	1.042	1.013	1.077	1.064	1.075	1.138
	<i>Star Wars IV</i>	0.859	0.853	0.845	0.834	0.825	0.850	0.845	0.851	0.873	0.899	0.875
	<i>Star Wars IV</i>	1.158	1.116	1.068	1.014	0.959	0.937	0.980	0.968	0.974	0.884	1.021
	<i>Star Wars V</i>	0.874	0.844	0.850	0.830	0.817	0.803	0.787	0.844	0.790	0.826	0.760
	<i>Star Wars V</i>	1.247	1.202	1.086	1.009	0.997	0.925	0.894	0.905	0.880	0.811	0.778
	<i>The Firm</i>	0.869	0.854	0.835	0.814	0.804	0.787	0.799	0.742	0.730	0.713	0.673
	<i>The Firm</i>	1.225	1.217	1.143	1.079	1.074	1.001	1.029	0.982	1.038	0.986	0.993
	<i>Terminator I</i>	0.889	0.885	0.870	0.866	0.853	0.858	0.874	0.859	0.841	0.815	0.881
	<i>Terminator I</i>	1.099	1.080	1.036	1.021	0.995	0.995	0.965	1.015	0.968	1.027	0.939
	<i>Total Recall</i>	0.854	0.847	0.831	0.826	0.806	0.800	0.794	0.807	0.797	0.802	0.795
	<i>Total Recall</i>	1.153	1.136	1.048	0.981	0.999	0.932	0.977	0.864	0.895	0.836	0.890
	<i>Aladdin</i>	0.869	0.858	0.864	0.848	0.870	0.871	0.811	0.807	0.786	0.751	0.697
	<i>Aladdin</i>	1.052	1.012	0.953	0.898	0.936	0.937	0.961	0.999	1.107	1.029	1.046
	<i>Cinderella</i>	0.839	0.826	0.841	0.853	0.870	0.872	0.866	0.837	0.865	0.820	0.883
	<i>Cinderella</i>	1.125	1.064	0.987	0.955	0.978	0.975	1.011	1.035	1.000	1.046	1.010
	<i>Baseball with Comm</i>	0.828	0.825	0.801	0.811	0.843	0.862	0.885	0.822	0.830	0.883	0.877
	<i>Baseball with Comm</i>	1.119	1.098	1.021	0.977	0.876	0.791	0.816	0.805	0.808	0.874	0.826
	<i>Snowboard with Comm</i>	0.791	0.773	0.753	0.721	0.700	0.719	0.724	0.739	0.750	0.671	0.739
	<i>Snowboard with Comm</i>	1.196	1.106	0.935	0.944	0.863	0.815	0.778	0.762	0.795	0.686	0.764
	<i>Oprah w/o Comm</i>	0.888	0.877	0.876	0.906	0.919	0.993	0.942	0.992	0.989	0.926	0.930
	<i>Oprah w/o Comm</i>	1.257	1.230	1.145	1.052	1.055	1.104	1.105	1.064	1.034	1.087	1.202
	<i>Tonight Show w/o Comm</i>	0.900	0.917	0.908	0.897	0.887	0.944	0.898	0.959	0.953	0.916	0.962
	<i>Tonight Show w/o Comm</i>	1.162	1.170	1.186	1.212	1.209	1.211	1.245	1.305	1.276	1.320	1.292
	<i>Lecture-Gupta</i>	0.994	0.990	0.976	0.957	0.932	0.970	0.928	0.950	0.957	0.930	0.918
	<i>Lecture-Gupta</i>	1.301	1.243	1.259	1.092	0.903	0.983	1.086	0.984	1.012	1.193	1.229
	<i>Lecture-Reisslein</i>	0.974	0.960	0.944	0.937	0.919	0.895	0.937	0.937	0.881	0.943	0.941
	<i>Lecture-Reisslein</i>	1.303	1.303	1.206	1.181	1.129	1.150	1.193	1.243	1.291	1.306	1.317
Q CIF	<i>Jurassic Park I</i>	0.806	0.787	0.749	0.701	0.699	0.675	0.683	0.649	0.622	0.569	0.575
H.-M.Q.	<i>Jurassic Park I</i>	1.153	1.176	1.095	0.997	0.983	0.945	0.927	0.968	0.881	0.798	0.849
No R.C.	<i>Star Wars IV</i>	0.843	0.838	0.829	0.829	0.835	0.850	0.843	0.849	0.853	0.838	0.867
	<i>Star Wars IV</i>	1.075	1.084	1.024	0.984	0.947	0.888	0.879	0.924	0.918	0.901	0.880
	<i>The Firm</i>	0.878	0.865	0.837	0.814	0.810	0.822	0.812	0.779	0.757	0.724	0.717
	<i>The Firm</i>	1.136	1.169	1.091	1.054	1.084	0.975	1.025	1.063	1.041	0.973	1.011
	<i>Tonight Show w/o Comm</i>	0.847	0.836	0.831	0.843	0.854	0.889	0.851	0.880	0.889	0.855	0.930
	<i>Tonight Show w/o Comm</i>	1.144	1.121	1.077	1.088	1.056	1.060	1.178	1.234	1.226	1.250	1.256
Q CIF	<i>Citizen Kane</i>	0.877	0.866	0.839	0.813	0.801	0.839	0.828	0.845	0.837	0.859	0.798
M.Q.	<i>Citizen Kane</i>	1.087	1.096	1.077	1.003	0.922	0.884	0.897	0.919	0.884	0.862	0.921
No R.C.	<i>Die Hard I</i>	0.811	0.785	0.757	0.732	0.720	0.709	0.718	0.727	0.716	0.700	0.650
	<i>Die Hard I</i>	1.100	1.100	1.005	0.946	0.873	0.839	0.923	0.820	0.737	0.766	0.805
	<i>Jurassic Park I</i>	0.799	0.787	0.748	0.710	0.684	0.664	0.664	0.665	0.632	0.589	0.552
	<i>Jurassic Park I</i>	1.124	1.144	1.048	0.929	0.934	0.915	0.923	0.952	0.863	0.801	0.885
	<i>Silence of the Lambs</i>	0.886	0.865	0.856	0.858	0.855	0.820	0.840	0.817	0.782	0.775	0.795
	<i>Silence of the Lambs</i>	1.113	1.144	1.087	1.041	0.983	0.974	0.914	0.899	0.954	0.940	0.955
	<i>Star Wars IV</i>	0.821	0.815	0.804	0.806	0.832	0.849	0.861	0.881	0.874	0.882	0.896
	<i>Star Wars IV</i>	1.036	1.057	0.993	0.943	0.894	0.813	0.787	0.815	0.787	0.809	0.780
	<i>Star Wars V</i>	0.849	0.827	0.820	0.841	0.851	0.857	0.864	0.929	0.923	0.996	0.997
	<i>Star Wars V</i>	1.115	1.090	1.032	0.968	0.919	0.904	0.819	0.815	0.820	0.875	0.832
	<i>The Firm</i>	0.842	0.816	0.788	0.780	0.774	0.812	0.740	0.715	0.750	0.689	0.662
	<i>The Firm</i>	1.093	1.113	1.052	0.992	0.972	0.920	0.963	0.920	0.940	0.890	0.933

Table 10: *continued*

Enc. M.	Video	Aggregation level a [frames]										
		12	24	48	96	192	300	396	504	600	696	792
	<i>Terminator I</i>	0.906	0.901	0.866	0.834	0.807	0.849	0.824	0.821	0.866	0.809	0.835
	<i>Terminator I</i>	1.066	1.080	1.062	1.033	0.981	1.036	1.004	0.981	1.020	1.002	1.022
	<i>Total Recall</i>	0.811	0.795	0.779	0.766	0.759	0.744	0.740	0.735	0.751	0.732	0.670
	<i>Total Recall</i>	1.105	1.110	1.045	0.961	0.960	0.967	0.963	0.854	0.943	0.915	0.984
	<i>Aladdin</i>	0.864	0.858	0.870	0.877	0.891	0.893	0.816	0.858	0.819	0.784	0.765
	<i>Aladdin</i>	0.967	0.934	0.906	0.868	0.909	0.906	0.934	0.982	0.983	0.987	1.084
	<i>Cinderella</i>	0.778	0.749	0.760	0.761	0.778	0.756	0.736	0.714	0.707	0.697	0.762
	<i>Cinderella</i>	1.027	0.999	0.941	0.908	0.894	0.926	0.935	0.993	0.978	0.989	0.929
	<i>Baseball with Comm</i>	0.775	0.763	0.725	0.704	0.706	0.730	0.738	0.724	0.751	0.775	0.775
	<i>Baseball with Comm</i>	1.069	1.036	1.003	0.918	0.850	0.825	0.806	0.799	0.709	0.730	0.724
	<i>Snowboard with Comm</i>	0.789	0.769	0.747	0.712	0.670	0.624	0.660	0.649	0.636	0.595	0.616
	<i>Snowboard with Comm</i>	1.121	1.061	0.972	0.944	0.828	0.770	0.751	0.741	0.732	0.751	0.801
	<i>Oprah w/o Comm</i>	0.921	0.913	0.903	0.903	0.905	0.979	0.881	0.920	0.969	0.876	0.867
	<i>Oprah w/o Comm</i>	1.077	1.085	1.095	1.081	1.078	1.105	1.162	1.101	1.086	1.025	1.096
	<i>Tonight Show w/o Comm</i>	0.812	0.800	0.798	0.824	0.825	0.845	0.850	0.869	0.854	0.835	0.889
	<i>Tonight Show w/o Comm</i>	1.082	1.018	0.983	0.967	0.931	0.922	1.053	1.024	1.091	1.104	1.173
	<i>Lecture-Gupta</i>	0.955	0.947	0.925	0.910	0.883	0.871	0.842	0.866	0.860	0.837	0.830
	<i>Lecture-Gupta</i>	1.017	1.072	1.133	1.085	0.977	0.995	0.975	0.898	0.888	1.152	0.960
	<i>Lecture-Reisslein</i>	0.945	0.934	0.928	0.917	0.924	0.907	0.942	0.948	0.895	0.933	0.961
	<i>Lecture-Reisslein</i>	1.109	1.103	1.088	1.060	1.033	1.013	1.049	1.045	1.051	1.130	1.086
QCIF	<i>Jurassic Park I</i>	0.797	0.782	0.763	0.714	0.685	0.675	0.698	0.709	0.643	0.629	0.565
M.-L.Q.	<i>Jurassic Park I</i>	1.115	1.138	1.045	0.919	0.892	0.887	0.893	0.915	0.901	0.779	0.878
No R.C.	<i>Star Wars IV</i>	0.809	0.803	0.783	0.779	0.814	0.838	0.867	0.865	0.871	0.875	0.888
	<i>Star Wars IV</i>	1.026	1.039	0.982	0.937	0.888	0.831	0.781	0.823	0.779	0.854	0.780
	<i>The Firm</i>	0.830	0.807	0.781	0.764	0.758	0.781	0.722	0.683	0.716	0.676	0.645
	<i>The Firm</i>	1.059	1.087	1.031	0.955	0.932	0.863	0.903	0.842	0.888	0.870	0.918
	<i>Tonight Show w/o Comm</i>	0.807	0.801	0.800	0.825	0.822	0.847	0.841	0.860	0.835	0.823	0.852
	<i>Tonight Show w/o Comm</i>	1.066	1.038	1.011	1.001	0.991	0.988	1.120	1.103	1.129	1.156	1.208
QCIF	<i>Citizen Kane</i>	0.850	0.828	0.795	0.765	0.752	0.770	0.798	0.798	0.786	0.801	0.786
L.Q.	<i>Citizen Kane</i>	1.056	1.068	1.036	0.939	0.874	0.842	0.828	0.824	0.778	0.779	0.820
No R.C.	<i>Die Hard I</i>	0.817	0.792	0.763	0.734	0.723	0.724	0.738	0.743	0.725	0.721	0.659
	<i>Die Hard I</i>	1.096	1.094	0.991	0.937	0.899	0.845	0.883	0.833	0.717	0.773	0.802
	<i>Jurassic Park I</i>	0.799	0.790	0.774	0.728	0.695	0.675	0.728	0.726	0.651	0.668	0.598
	<i>Jurassic Park I</i>	1.106	1.139	1.038	0.918	0.871	0.862	0.874	0.883	0.856	0.760	0.827
	<i>Jurassic Park I</i>	0.799	0.790	0.774	0.728	0.695	0.675	0.728	0.726	0.651	0.668	0.598
	<i>Jurassic Park I</i>	1.106	1.139	1.038	0.918	0.871	0.862	0.874	0.883	0.856	0.760	0.827
	<i>Silence of the Lambs</i>	0.851	0.826	0.814	0.825	0.843	0.807	0.803	0.803	0.784	0.782	0.788
	<i>Silence of the Lambs</i>	1.057	1.109	1.056	0.972	0.929	0.918	0.919	0.868	0.945	0.909	0.927
	<i>Star Wars IV</i>	0.792	0.780	0.759	0.751	0.777	0.821	0.839	0.859	0.870	0.845	0.866
	<i>Star Wars IV</i>	1.022	1.032	0.972	0.929	0.872	0.812	0.756	0.790	0.740	0.837	0.746
	<i>Star Wars V</i>	0.820	0.805	0.795	0.819	0.844	0.862	0.892	0.894	0.886	0.960	0.968
	<i>Star Wars V</i>	1.071	1.061	0.978	0.892	0.857	0.820	0.756	0.735	0.753	0.773	0.780
	<i>The Firm</i>	0.823	0.797	0.774	0.749	0.745	0.747	0.707	0.656	0.691	0.671	0.639
	<i>The Firm</i>	1.041	1.062	1.021	0.913	0.904	0.821	0.859	0.780	0.830	0.845	0.855
	<i>Terminator I</i>	0.920	0.903	0.869	0.840	0.811	0.839	0.814	0.822	0.834	0.819	0.793
	<i>Terminator I</i>	1.055	1.071	1.037	1.009	0.984	1.049	0.971	0.992	0.979	0.960	1.041
	<i>Total Recall</i>	0.814	0.802	0.787	0.770	0.762	0.770	0.743	0.749	0.743	0.718	0.664
	<i>Total Recall</i>	1.080	1.091	1.030	0.943	0.943	0.959	0.929	0.878	0.923	0.906	0.952
	<i>Aladdin</i>	0.847	0.842	0.856	0.876	0.897	0.900	0.840	0.860	0.824	0.796	0.779
	<i>Aladdin</i>	0.949	0.917	0.884	0.849	0.878	0.880	0.877	0.914	0.951	0.932	1.018
	<i>Cinderella</i>	0.768	0.760	0.758	0.753	0.756	0.727	0.705	0.700	0.686	0.684	0.729
	<i>Cinderella</i>	1.022	0.984	0.916	0.894	0.851	0.868	0.896	0.980	0.927	0.943	0.948
	<i>Baseball with Comm</i>	0.766	0.744	0.702	0.671	0.648	0.662	0.643	0.609	0.651	0.650	0.684
	<i>Baseball with Comm</i>	1.046	1.015	0.950	0.871	0.822	0.780	0.787	0.802	0.758	0.743	0.715
	<i>Snowboard with Comm</i>	0.793	0.777	0.757	0.718	0.707	0.619	0.678	0.649	0.627	0.631	0.639
	<i>Snowboard with Comm</i>	1.087	1.021	0.941	0.915	0.831	0.746	0.761	0.700	0.676	0.707	0.730
	<i>Oprah w/o Comm</i>	0.888	0.869	0.861	0.854	0.846	0.836	0.782	0.740	0.813	0.801	0.726
	<i>Oprah w/o Comm</i>	1.027	1.038	1.041	1.022	0.990	0.975	1.105	1.027	1.047	0.951	1.012
	<i>Tonight Show w/o Comm</i>	0.813	0.804	0.812	0.825	0.837	0.861	0.850	0.878	0.854	0.851	0.890
	<i>Tonight Show w/o Comm</i>	1.042	1.031	1.002	1.003	0.992	0.997	1.128	1.135	1.137	1.156	1.191
	<i>Lecture-Gupta</i>	0.988	0.991	0.991	0.991	0.989	0.888	0.901	0.872	0.847	0.908	0.912

Table 10: *continued*

Enc. M.	Video	Aggregation level a [frames]										
		12	24	48	96	192	300	396	504	600	696	792
	<i>Lecture-Gupta</i>	0.927	0.962	1.026	0.935	0.852	1.038	1.033	1.083	1.011	1.140	1.052
	<i>Lecture-Reisslein</i>	0.878	0.866	0.877	0.861	0.884	0.889	0.878	0.900	0.853	0.845	0.915
	<i>Lecture-Reisslein</i>	1.023	1.016	1.049	0.983	1.000	1.041	1.039	1.045	1.037	1.208	1.137
QCIF	<i>Citizen Kane</i>	0.893	0.894	0.874	0.854	0.829	0.871	0.825	0.852	0.876	0.840	0.821
R.C.	<i>Citizen Kane</i>	1.163	1.165	1.123	1.051	0.976	0.988	0.990	0.957	0.941	0.992	0.985
64 kbps	<i>Die Hard I</i>	0.806	0.781	0.770	0.746	0.732	0.718	0.695	0.731	0.702	0.707	0.666
	<i>Die Hard I</i>	1.165	1.140	1.036	0.966	0.876	0.837	0.920	0.786	0.742	0.747	0.755
	<i>Jurassic Park I</i>	0.809	0.791	0.763	0.706	0.708	0.676	0.683	0.661	0.634	0.589	0.581
	<i>Jurassic Park I</i>	1.188	1.154	1.067	0.973	0.951	0.915	0.925	0.964	0.887	0.779	0.948
	<i>Silence of the Lambs</i>	0.895	0.886	0.880	0.856	0.850	0.816	0.815	0.800	0.783	0.765	0.722
	<i>Silence of the Lambs</i>	1.124	1.185	1.111	1.047	0.996	1.019	0.918	0.940	0.990	0.973	1.004
	<i>Star Wars IV</i>	0.829	0.830	0.816	0.816	0.840	0.858	0.839	0.850	0.842	0.853	0.856
	<i>Star Wars IV</i>	1.085	1.081	0.994	0.986	0.919	0.878	0.860	0.883	0.865	0.874	0.912
	<i>Star Wars V</i>	0.838	0.830	0.821	0.816	0.809	0.790	0.809	0.805	0.815	0.879	0.851
	<i>Star Wars V</i>	0.834	0.825	0.734	0.612	0.501	0.609	0.441	0.377	0.512	0.485	0.418
	<i>The Firm</i>	0.867	0.841	0.813	0.811	0.795	0.811	0.780	0.745	0.747	0.716	0.689
	<i>The Firm</i>	1.103	1.119	1.065	1.055	1.025	0.962	0.983	0.997	0.993	0.946	0.923
	<i>Terminator I</i>	0.915	0.910	0.898	0.865	0.849	0.864	0.870	0.855	0.875	0.872	0.888
	<i>Terminator I</i>	1.143	1.109	1.076	1.053	1.019	1.036	1.013	0.980	1.040	1.053	1.062
	<i>Total Recall</i>	0.827	0.814	0.794	0.781	0.767	0.749	0.730	0.749	0.762	0.742	0.679
	<i>Total Recall</i>	1.143	1.128	1.046	0.973	0.981	0.973	0.966	0.846	0.924	0.906	1.001
	<i>Aladdin</i>	0.891	0.875	0.885	0.883	0.900	0.897	0.845	0.877	0.849	0.818	0.803
	<i>Aladdin</i>	1.096	1.058	0.992	0.963	1.027	1.001	1.005	1.049	1.022	1.046	1.025
	<i>Cinderella</i>	0.814	0.792	0.800	0.799	0.796	0.786	0.757	0.728	0.728	0.713	0.746
	<i>Cinderella</i>	1.127	1.069	0.980	0.951	0.957	0.934	0.955	0.951	0.993	0.962	0.921
	<i>Baseball with Comm</i>	0.783	0.766	0.741	0.728	0.725	0.763	0.775	0.758	0.795	0.846	0.827
	<i>Baseball with Comm</i>	1.115	1.098	1.041	0.985	0.868	0.853	0.797	0.750	0.770	0.856	0.803
	<i>Snowboard with Comm</i>	0.774	0.752	0.722	0.678	0.645	0.645	0.662	0.684	0.710	0.672	0.729
	<i>Snowboard with Comm</i>	1.169	1.111	0.982	0.963	0.842	0.766	0.758	0.671	0.749	0.703	0.807
	<i>Oprah w/o Comm</i>	0.844	0.826	0.807	0.785	0.766	0.765	0.696	0.691	0.759	0.701	0.668
	<i>Oprah w/o Comm</i>	1.161	1.136	1.067	1.004	1.028	1.020	1.014	0.985	1.051	0.967	1.074
	<i>Tonight Show w/o Comm</i>	0.892	0.886	0.883	0.889	0.863	0.873	0.864	0.895	0.902	0.895	0.940
	<i>Tonight Show w/o Comm</i>	1.115	1.063	1.026	0.964	0.879	0.933	0.963	1.002	1.015	1.031	1.116
	<i>Lecture-Gupta</i>	0.931	0.931	0.924	0.913	0.860	0.868	0.869	0.928	0.894	0.890	0.914
	<i>Lecture-Gupta</i>	1.118	1.188	1.166	1.171	1.054	1.030	1.043	0.935	0.978	1.196	1.070
	<i>Lecture-Reisslein</i>	0.962	0.951	0.936	0.918	0.908	0.873	0.923	0.942	0.850	0.868	0.896
	<i>Lecture-Reisslein</i>	1.206	1.166	1.190	1.155	1.108	1.066	1.086	1.011	1.090	1.027	1.008
QCIF	<i>Citizen Kane</i>	0.870	0.860	0.832	0.818	0.798	0.822	0.797	0.833	0.852	0.884	0.845
R.C.	<i>Citizen Kane</i>	1.114	1.136	1.089	0.996	0.918	0.873	0.887	0.844	0.894	0.834	0.845
128 kbps	<i>Die Hard I</i>	0.800	0.771	0.747	0.719	0.719	0.707	0.708	0.714	0.698	0.697	0.651
	<i>Die Hard I</i>	1.127	1.092	0.985	0.957	0.909	0.828	0.889	0.806	0.697	0.731	0.772
	<i>Jurassic Park I</i>	0.794	0.781	0.747	0.694	0.668	0.618	0.637	0.602	0.579	0.568	0.539
	<i>Jurassic Park I</i>	1.134	1.139	1.057	0.971	0.957	0.919	0.933	0.946	0.869	0.793	0.837
	<i>Silence of the Lambs</i>	0.864	0.862	0.853	0.848	0.832	0.806	0.826	0.820	0.796	0.772	0.776
	<i>Silence of the Lambs</i>	1.161	1.187	1.113	1.044	0.979	0.961	0.901	0.893	0.938	0.938	0.960
	<i>Star Wars IV</i>	0.823	0.815	0.800	0.805	0.838	0.848	0.856	0.859	0.856	0.861	0.885
	<i>Star Wars IV</i>	1.058	1.057	0.987	0.977	0.910	0.839	0.846	0.838	0.809	0.807	0.773
	<i>Star Wars V</i>	0.855	0.816	0.805	0.798	0.797	0.769	0.808	0.815	0.778	0.885	0.863
	<i>Star Wars V</i>	0.810	0.793	0.732	0.564	0.443	0.583	0.422	0.303	0.508	0.473	0.398
	<i>The Firm</i>	0.826	0.805	0.782	0.772	0.769	0.795	0.712	0.681	0.736	0.704	0.644
	<i>The Firm</i>	1.112	1.127	1.073	0.993	0.987	0.903	0.963	0.912	0.961	0.875	0.892
	<i>Terminator I</i>	0.889	0.884	0.866	0.837	0.812	0.853	0.827	0.818	0.881	0.817	0.852
	<i>Terminator I</i>	1.090	1.078	1.057	1.037	0.987	1.001	0.977	0.976	1.012	0.989	1.017
	<i>Total Recall</i>	0.810	0.791	0.778	0.768	0.764	0.766	0.756	0.758	0.758	0.724	0.683
	<i>Total Recall</i>	1.107	1.082	1.021	0.927	0.920	0.945	0.927	0.854	0.897	0.874	0.995
	<i>Aladdin</i>	0.862	0.861	0.870	0.864	0.881	0.874	0.804	0.852	0.807	0.742	0.741
	<i>Aladdin</i>	1.048	0.974	0.932	0.913	0.961	0.939	0.937	0.966	0.970	1.011	1.066
	<i>Cinderella</i>	0.767	0.750	0.753	0.758	0.771	0.758	0.724	0.701	0.711	0.691	0.747
	<i>Cinderella</i>	1.076	1.025	0.933	0.882	0.863	0.882	0.898	0.934	0.957	0.969	0.926
	<i>Baseball with Comm</i>	0.753	0.743	0.718	0.712	0.689	0.700	0.710	0.676	0.700	0.729	0.720
	<i>Baseball with Comm</i>	1.086	1.043	0.991	0.919	0.850	0.808	0.792	0.810	0.773	0.822	0.728

Table 10: *continued*

Enc. M.	Video	Aggregation level a [frames]										
		12	24	48	96	192	300	396	504	600	696	792
	<i>Snowboard with Comm</i>	0.779	0.752	0.721	0.690	0.673	0.657	0.693	0.697	0.691	0.659	0.688
	<i>Snowboard with Comm</i>	1.150	1.070	0.974	0.948	0.852	0.776	0.750	0.726	0.708	0.691	0.780
	<i>Oprah w/o Comm</i>	0.899	0.891	0.876	0.876	0.885	0.937	0.865	0.885	0.952	0.861	0.855
	<i>Oprah w/o Comm</i>	1.109	1.100	1.092	1.055	1.055	1.026	1.065	1.001	1.008	0.958	1.022
	<i>Tonight Show w/o Comm</i>	0.834	0.823	0.814	0.818	0.809	0.829	0.839	0.881	0.853	0.809	0.861
	<i>Tonight Show w/o Comm</i>	1.104	1.045	1.000	0.962	0.843	0.822	0.893	0.913	0.949	0.968	0.993
	<i>Lecture-Gupta</i>	0.947	0.939	0.923	0.919	0.905	0.872	0.869	0.909	0.872	0.864	0.904
	<i>Lecture-Gupta</i>	1.061	1.119	1.201	1.156	1.076	1.027	1.022	0.947	0.943	1.215	1.029
	<i>Lecture-Reisslein</i>	0.931	0.917	0.917	0.904	0.893	0.893	0.905	0.933	0.872	0.923	0.928
	<i>Lecture-Reisslein</i>	1.172	1.142	1.145	1.103	1.071	1.040	1.030	0.930	1.022	0.973	0.949
Q CIF	<i>Citizen Kane</i>	0.867	0.857	0.842	0.824	0.805	0.823	0.805	0.855	0.845	0.875	0.844
R.C.	<i>Citizen Kane</i>	1.131	1.131	1.069	0.973	0.893	0.846	0.870	0.862	0.834	0.818	0.810
256 kbps	<i>Die Hard I</i>	0.794	0.770	0.745	0.711	0.707	0.705	0.696	0.716	0.700	0.709	0.650
	<i>Die Hard I</i>	1.133	1.096	0.993	0.944	0.900	0.836	0.848	0.830	0.689	0.740	0.762
	<i>Jurassic Park I</i>	0.783	0.773	0.743	0.707	0.673	0.631	0.646	0.618	0.612	0.564	0.531
	<i>Jurassic Park I</i>	1.127	1.143	1.047	0.931	0.931	0.900	0.905	0.913	0.867	0.805	0.820
	<i>Silence of the Lambs</i>	0.854	0.849	0.836	0.849	0.838	0.816	0.830	0.827	0.803	0.779	0.794
	<i>Silence of the Lambs</i>	1.186	1.180	1.112	1.035	0.958	0.935	0.881	0.908	0.950	0.927	0.980
	<i>Star Wars IV</i>	0.821	0.814	0.805	0.814	0.863	0.868	0.881	0.892	0.880	0.878	0.903
	<i>Star Wars IV</i>	1.071	1.065	0.987	0.957	0.897	0.838	0.801	0.834	0.760	0.787	0.769
	<i>Star Wars V</i>	0.851	0.804	0.800	0.807	0.823	0.798	0.874	0.859	0.873	0.946	0.981
	<i>Star Wars V</i>	0.794	0.792	0.732	0.551	0.417	0.553	0.383	0.217	0.463	0.400	0.319
	<i>The Firm</i>	0.824	0.803	0.781	0.770	0.769	0.776	0.730	0.671	0.716	0.719	0.680
	<i>The Firm</i>	1.166	1.135	1.056	0.971	0.944	0.864	0.903	0.827	0.892	0.857	0.883
	<i>Terminator I</i>	0.887	0.880	0.854	0.833	0.798	0.837	0.805	0.807	0.843	0.785	0.795
	<i>Terminator I</i>	1.071	1.074	1.055	1.034	0.984	1.014	0.969	0.980	0.999	0.956	1.021
	<i>Total Recall</i>	0.806	0.793	0.779	0.776	0.767	0.779	0.774	0.776	0.775	0.723	0.685
	<i>Total Recall</i>	1.123	1.112	1.031	0.933	0.908	0.939	0.923	0.862	0.877	0.850	0.969
	<i>Aladdin</i>	0.853	0.850	0.856	0.858	0.866	0.868	0.800	0.829	0.789	0.746	0.723
	<i>Aladdin</i>	0.975	0.935	0.911	0.890	0.911	0.898	0.940	0.944	0.967	0.996	1.074
	<i>Cinderella</i>	0.752	0.731	0.736	0.740	0.752	0.747	0.707	0.694	0.696	0.685	0.750
	<i>Cinderella</i>	1.043	0.999	0.923	0.873	0.858	0.888	0.898	0.950	0.945	0.991	0.957
	<i>Baseball with Comm</i>	0.746	0.738	0.706	0.695	0.690	0.642	0.658	0.599	0.607	0.638	0.646
	<i>Baseball with Comm</i>	1.090	1.047	0.993	0.898	0.854	0.787	0.758	0.784	0.714	0.800	0.688
	<i>Snowboard with Comm</i>	0.793	0.770	0.750	0.721	0.688	0.645	0.689	0.678	0.685	0.633	0.680
	<i>Snowboard with Comm</i>	1.128	1.052	0.963	0.941	0.856	0.775	0.767	0.747	0.788	0.766	0.765
	<i>Oprah w/o Comm</i>	0.926	0.919	0.917	0.922	0.929	0.985	0.914	0.936	0.986	0.910	0.895
	<i>Oprah w/o Comm</i>	1.087	1.105	1.110	1.076	1.075	1.087	1.126	1.074	1.069	1.028	1.074
	<i>Tonight Show w/o Comm</i>	0.829	0.817	0.809	0.819	0.821	0.841	0.853	0.904	0.869	0.835	0.863
	<i>Tonight Show w/o Comm</i>	1.088	1.023	0.982	0.924	0.864	0.819	0.886	0.902	0.969	0.976	0.986
	<i>Lecture-Gupta</i>	0.948	0.952	0.930	0.911	0.885	0.847	0.862	0.868	0.803	0.797	0.885
	<i>Lecture-Gupta</i>	0.972	1.032	1.121	1.088	1.031	1.030	1.022	0.985	0.946	1.198	0.960
	<i>Lecture-Reisslein</i>	0.906	0.896	0.899	0.892	0.897	0.899	0.880	0.889	0.864	0.885	0.904
	<i>Lecture-Reisslein</i>	1.102	1.077	1.053	1.007	0.956	0.969	0.966	0.886	0.916	0.986	0.944

Table 11 gives the Hurst parameter estimated using the variance time plot as well as the scaling parameters \underline{c}_f and α (also expressed as $H = (1 + \alpha)/2$) estimated from the logscale diagram.

Table 11: Hurst parameters estimated from variance time plot, scaling parameters estimated from logscale diagram.

Enc. M.	Video	VT	Logscale Diagram		
		H	\underline{c}_f	α	H
QCIF	<i>Citizen Kane</i>	0.854	0.077	0.797	0.898
H.Q.	<i>Die Hard I</i>	0.696	0.131	0.61	0.805
No R.C.	<i>Jurassic Park I</i>	0.649	0.011	1.092	1.046
	<i>Silence of the Lambs</i>	0.909	0.013	1.014	1.007
	<i>Star Wars IV</i>	0.839	0.148	0.577	0.789
	<i>Star Wars V</i>	0.741	0.011	1.023	1.011
	<i>The Firm</i>	0.8	0.008	1.123	1.062
	<i>Terminator I</i>	0.826	0.027	0.897	0.948
	<i>Total Recall</i>	0.723	0.014	0.973	0.987
	<i>Aladdin</i>	0.877	0.022	0.845	0.922
	<i>Cinderella</i>	0.919	0.065	0.707	0.854
	<i>Baseball with Comm</i>	0.781	0.119	0.615	0.808
	<i>Snowboard with Comm</i>	0.779	2.053	0.218	0.609
	<i>Oprah w/o Comm</i>	0.961	0.006	0.966	0.983
	<i>Tonight Show w/o Comm</i>	0.955	0.074	0.695	0.848
	<i>Lecture-Gupta</i>	0.864	0.001	1.067	1.034
	<i>Lecture-Reisslein</i>	0.954	0	1.282	1.141
QCIF	<i>Jurassic Park I</i>	0.604	0.013	1.118	1.059
H.-M.Q.	<i>Star Wars IV</i>	0.837	0.655	0.423	0.711
No R.C.	<i>The Firm</i>	0.816	0.025	1.014	1.007
	<i>Tonight Show w/o Comm</i>	0.916	0.299173	0.605	0.802
QCIF	<i>Citizen Kane</i>	0.832	0.281	0.634	0.817
M.Q.	<i>Die Hard I</i>	0.693	0.067	0.846	0.923
No R.C.	<i>Jurassic Park I</i>	0.614	0.019	1.079	1.039
	<i>Silence of the Lambs</i>	0.86	0.019	1.02	1.010
	<i>Star Wars IV</i>	0.821	2.331	0.185	0.593
	<i>Star Wars V</i>	0.79	0.134	0.716	0.858
	<i>The Firm</i>	0.79	0.125	0.761	0.880
	<i>Terminator I</i>	0.827	0.038	0.875	0.937
	<i>Total Recall</i>	0.694	0.037	0.934	0.967
	<i>Aladdin</i>	0.865	0.067	0.797	0.898
	<i>Cinderella</i>	0.813	0.267	0.619	0.810
	<i>Baseball with Comm</i>	0.534	0.376	0.577	0.789
	<i>Snowboard with Comm</i>	0.688	0.895	0.45	0.725
	<i>Oprah w/o Comm</i>	0.911	0.01	1.064	1.032
	<i>Tonight Show w/o Comm</i>	0.879	0.436	0.589	0.794
	<i>Lecture-Gupta</i>	0.76	0.156	0.249	0.625
	<i>Lecture-Reisslein</i>	0.926	0.051	0.731	0.865
QCIF	<i>Jurassic Park I</i>	0.668	0.027	1	1.000
M.-L.Q.	<i>Star Wars IV</i>	0.794	1.519	0.231	0.616
No R.C.	<i>The Firm</i>	0.769	0.164	0.684	0.842
	<i>Tonight Show w/o Comm</i>	0.895	0.258	0.623	0.812
QCIF	<i>Citizen Kane</i>	0.783	0.213	0.61	0.805
L.Q.	<i>Die Hard I</i>	0.697	0.064	0.822	0.911
No R.C.	<i>Jurassic Park I</i>	0.705	0.044	0.912	0.956
	<i>Silence of the Lambs</i>	0.818	0.708	0.342	0.671
	<i>Star Wars IV</i>	0.768	1.156	0.357	0.678
	<i>Star Wars V</i>	0.742	0.148	0.668	0.834
	<i>The Firm</i>	0.74	0.234	0.604	0.802
	<i>Terminator I</i>	0.849	0.026	0.912	0.956
	<i>Total Recall</i>	0.717	0.02	0.979	0.989
	<i>Aladdin</i>	0.832	0.04	0.881	0.940

Table 11: *continued*

Enc. M.	Video	VT	Logscale Diagram		
		H	\underline{c}_f	α	H
	<i>Cinderella</i>	0.8	0.157	0.663	0.831
	<i>Baseball with Comm</i>	0.509	0.183	0.667	0.833
	<i>Snowboard with Comm</i>	0.684	0.498	0.496	0.748
	<i>Oprah w/o Comm</i>	0.832	0.011	1.056	1.028
	<i>Tonight Show w/o Comm</i>	0.903	0.161	0.65	0.825
	<i>Lecture-Gupta</i>	0.847	0.484	-0.014	0.493
	<i>Lecture-Reisslein</i>	0.928	0.214	0.481	0.740
QCIF	<i>Citizen Kane</i>	0.868	0.21	0.715	0.858
R.C.	<i>Die Hard I</i>	0.69	0.079	0.856	0.928
64 kbps	<i>Jurassic Park I</i>	0.632	0.013	1.158	1.079
	<i>Silence of the Lambs</i>	0.905	0.119	0.578	0.789
	<i>Star Wars IV</i>	0.831	1.68	0.313	0.657
	<i>Star Wars V</i>	0.716	0.037	0.948	0.974
	<i>The Firm</i>	0.822	0.021	1.067	1.033
	<i>Terminator I</i>	0.826	0.025	0.972	0.986
	<i>Total Recall</i>	0.719	0.026	1.013	1.007
	<i>Aladdin</i>	0.881	0.03	0.921	0.961
	<i>Cinderella</i>	0.793	0.11	0.777	0.889
	<i>Baseball with Comm</i>	0.652	0.549	0.545	0.773
	<i>Snowboard with Comm</i>	0.62	2.392	0.236	0.618
	<i>Oprah w/o Comm</i>	0.799	0.024	0.981	0.990
	<i>Tonight Show w/o Comm</i>	0.88	0.129	0.754	0.877
	<i>Lecture-Gupta</i>	0.833	0.013	0.976	0.988
	<i>Lecture-Reisslein</i>	0.916	0.004	1.122	1.061
QCIF	<i>Citizen Kane</i>	0.846	6.523	0.168	0.584
R.C.	<i>Die Hard I</i>	0.669	0.14	0.719	0.859
128 kbps	<i>Jurassic Park I</i>	0.572	5.507	0.27	0.635
	<i>Silence of the Lambs</i>	0.861	4.981	0.099	0.549
	<i>Star Wars IV</i>	0.834	0.916	0.372	0.686
	<i>Star Wars V</i>	0.748	0.115	0.765	0.883
	<i>The Firm</i>	0.784	0.083	0.868	0.934
	<i>Terminator I</i>	0.818	0.068	0.82	0.910
	<i>Total Recall</i>	0.688	0.042	0.92	0.960
	<i>Aladdin</i>	0.871	0.065	0.838	0.919
	<i>Cinderella</i>	0.806	0.179	0.657	0.828
	<i>Baseball with Comm</i>	0.499	0.485	0.538	0.769
	<i>Snowboard with Comm</i>	0.671	1.499	0.3	0.650
	<i>Oprah w/o Comm</i>	0.884	0.023	0.979	0.990
	<i>Tonight Show w/o Comm</i>	0.861	0	1.481	1.240
	<i>Lecture-Gupta</i>	0.777	0.005	1.091	1.046
	<i>Lecture-Reisslein</i>	0.917	0.001	1.369	1.184
QCIF	<i>Citizen Kane</i>	0.846	0.244	0.645	0.823
R.C.	<i>Die Hard I</i>	0.667	0.107	0.739	0.869
256 kbps	<i>Jurassic Park I</i>	0.605	0.106	0.499	0.749
	<i>Silence of the Lambs</i>	0.832	0	1.638	1.319
	<i>Star Wars IV</i>	0.853	0.027	0.947	0.973
	<i>Star Wars V</i>	0.759	0.272	0.607	0.804
	<i>The Firm</i>	0.751	0.172	0.709	0.855
	<i>Terminator I</i>	0.82	0.024	0.925	0.962
	<i>Total Recall</i>	0.701	0.046	0.885	0.942
	<i>Aladdin</i>	0.865	0.039	0.91	0.955
	<i>Cinderella</i>	0.812	0.162	0.649	0.825
	<i>Baseball with Comm</i>	0.461	0.333	0.577	0.788
	<i>Snowboard with Comm</i>	0.709	0.736	0.471	0.735
	<i>Oprah w/o Comm</i>	0.918	0.011	1.046	1.023
	<i>Tonight Show w/o Comm</i>	0.869	0.755	0.515	0.757
	<i>Lecture-Gupta</i>	0.736	0.017	0.648	0.824
	<i>Lecture-Reisslein</i>	0.893	0.004	1.154	1.077

Table 12 gives the scaling parameters α_q for the orders $q = 0.5, 1, 1.5, 2, 2.5, 3, 3.5,$ and $4.$

Table 12: Scaling parameters estimated from multiscale diagram.

Enc. M.	Video	Multiscale Diagram, α_q for							
		$q = 0.5$	$q = 1$	$q = 1.5$	$q = 2$	$q = 2.5$	$q = 3$	$q = 3.5$	$q = 4$
QCIF	<i>Citizen Kane</i>	0.514	0.973	1.380	1.744	2.076	2.381	2.666	2.935
H.Q.	<i>Die Hard I</i>	0.417	0.826	1.220	1.595	1.952	2.289	2.609	2.913
No R.C.	<i>Jurassic Park I</i>	0.551	1.068	1.570	2.075	2.584	3.089	3.589	4.084
	<i>Silence of the Lambs</i>	0.532	1.034	1.524	2.010	2.492	2.970	3.444	3.914
	<i>Star Wars IV</i>	0.429	0.823	1.193	1.546	1.883	2.208	2.523	2.830
	<i>Star Wars V</i>	0.535	1.049	1.542	2.015	2.470	2.910	3.336	3.752
	<i>The Firm</i>	0.550	1.090	1.618	2.126	2.612	3.074	3.518	3.951
	<i>Terminator I</i>	0.511	0.989	1.445	1.885	2.313	2.731	3.141	3.547
	<i>Total Recall</i>	0.517	1.008	1.479	1.931	2.364	2.780	3.179	3.564
	<i>Aladdin</i>	0.481	0.945	1.395	1.834	2.266	2.693	3.116	3.535
	<i>Cinderella</i>	0.482	0.926	1.335	1.711	2.055	2.373	2.673	2.963
	<i>Baseball with Comm</i>	0.419	0.812	1.191	1.559	1.919	2.273	2.624	2.972
	<i>Snowboard with Comm</i>	0.297	0.599	0.907	1.215	1.519	1.816	2.105	2.387
	<i>Oprah w/o Comm</i>	0.489	0.964	1.442	1.927	2.413	2.894	3.363	3.818
	<i>Tonight Show w/o Comm</i>	0.538	1.042	1.522	1.977	2.406	2.814	3.205	3.583
	<i>Lecture-Gupta</i>	0.659	1.178	1.607	1.990	2.350	2.698	3.040	3.379
	<i>Lecture-Reisslein</i>	0.678	1.280	1.806	2.252	2.650	3.022	3.382	3.735
QCIF	<i>Jurassic Park I</i>	0.545	1.062	1.573	2.091	2.607	3.110	3.595	4.064
H.-M.Q.	<i>Star Wars IV</i>	0.379	0.731	1.065	1.385	1.694	1.994	2.286	2.571
No R.C.	<i>The Firm</i>	0.541	1.061	1.557	2.025	2.463	2.874	3.265	3.644
	<i>Tonight Show w/o Comm</i>	0.528	1.026	1.488	1.913	2.305	2.672	3.022	3.359
QCIF	<i>Citizen Kane</i>	0.478	0.889	1.251	1.571	1.850	2.093	2.309	2.504
M.Q.	<i>Die Hard I</i>	0.476	0.934	1.378	1.818	2.257	2.697	3.138	3.576
No R.C.	<i>Jurassic Park I</i>	0.508	1.011	1.525	2.049	2.562	3.056	3.530	3.988
	<i>Silence of the Lambs</i>	0.540	1.052	1.551	2.029	2.480	2.909	3.326	3.736
	<i>Star Wars IV</i>	0.333	0.628	0.889	1.123	1.340	1.550	1.756	1.960
	<i>Star Wars V</i>	0.455	0.891	1.302	1.683	2.033	2.354	2.647	2.917
	<i>The Firm</i>	0.497	0.954	1.371	1.747	2.086	2.393	2.674	2.937
	<i>Terminator I</i>	0.516	0.995	1.447	1.878	2.294	2.697	3.089	3.473
	<i>Total Recall</i>	0.508	0.995	1.464	1.922	2.370	2.810	3.242	3.668
	<i>Aladdin</i>	0.484	0.946	1.390	1.816	2.225	2.622	3.007	3.384
	<i>Cinderella</i>	0.474	0.914	1.306	1.648	1.948	2.222	2.483	2.739
	<i>Baseball with Comm</i>	0.404	0.793	1.171	1.543	1.908	2.263	2.608	2.938
	<i>Snowboard with Comm</i>	0.370	0.739	1.103	1.463	1.818	2.168	2.510	2.846
	<i>Oprah w/o Comm</i>	0.558	1.082	1.578	2.048	2.493	2.919	3.332	3.736
	<i>Tonight Show w/o Comm</i>	0.531	1.024	1.471	1.875	2.245	2.592	2.923	3.244
	<i>Lecture-Gupta</i>	0.234	0.539	0.908	1.314	1.769	2.212	2.650	3.079
	<i>Lecture-Reisslein</i>	0.557	1.036	1.444	1.785	2.070	2.316	2.538	2.746
QCIF	<i>Jurassic Park I</i>	0.497	0.977	1.470	1.979	2.489	2.989	3.471	3.937
M.-L.Q.	<i>Star Wars IV</i>	0.299	0.613	0.913	1.193	1.459	1.716	1.967	2.212
No R.C.	<i>The Firm</i>	0.479	0.918	1.315	1.675	2.005	2.310	2.594	2.862
	<i>Tonight Show w.o Comm</i>	0.550	1.056	1.521	1.953	2.356	2.738	3.105	3.462
QCIF	<i>Citizen Kane</i>	0.468	0.864	1.216	1.538	1.841	2.130	2.408	2.675
L.Q.	<i>Die Hard I</i>	0.470	0.920	1.359	1.789	2.215	2.637	3.059	3.480
No R.C.	<i>Jurassic Park I</i>	0.476	0.939	1.409	1.891	2.377	2.857	3.323	3.776
	<i>Silence of the Lambs</i>	0.422	0.764	1.042	1.251	1.389	1.466	1.499	1.504
	<i>Star Wars IV</i>	0.329	0.671	1.015	1.359	1.701	2.040	2.374	2.701
	<i>Star Wars V</i>	0.429	0.844	1.249	1.640	2.018	2.381	2.733	3.074
	<i>The Firm</i>	0.461	0.880	1.258	1.604	1.924	2.226	2.516	2.795
	<i>Terminator I</i>	0.506	0.990	1.452	1.897	2.323	2.746	3.151	3.546
	<i>Total Recall</i>	0.494	0.990	1.485	1.973	2.457	2.935	3.409	3.879
	<i>Aladdin</i>	0.481	0.949	1.402	1.835	2.243	2.632	3.002	3.354
	<i>Cinderella</i>	0.475	0.918	1.323	1.685	2.010	2.310	2.597	2.879
	<i>Baseball with Comm</i>	0.418	0.831	1.239	1.642	2.033	2.414	2.783	3.140
	<i>Snowboard with Comm</i>	0.384	0.756	1.121	1.482	1.835	2.180	2.516	2.844
	<i>Oprah w/o Comm</i>	0.531	1.042	1.537	2.018	2.491	2.954	3.405	3.860

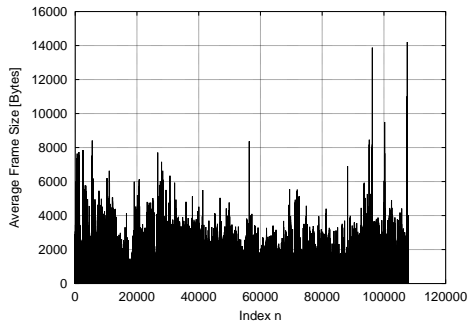
Table 12: *continued*

Enc. M.	Video	Multiscale Diagram, α_q for							
		$q = 0.5$	$q = 1$	$q = 1.5$	$q = 2$	$q = 2.5$	$q = 3$	$q = 3.5$	$q = 4$
	<i>Tonight Show w/o Comm</i>	0.527	1.025	1.489	1.923	2.330	2.717	3.090	3.452
	<i>Lecture-Gupta</i>	0.258	0.570	0.940	1.320	1.702	2.084	2.458	2.822
	<i>Lecture-Reisslein</i>	0.471	0.869	1.194	1.444	1.625	1.754	1.850	1.929
Q CIF	<i>Citizen Kane</i>	0.500	0.933	1.313	1.658	1.983	2.295	2.600	2.899
R.C.	<i>Die Hard I</i>	0.476	0.934	1.385	1.839	2.297	2.759	3.228	3.706
64 kbps	<i>Jurassic Park I</i>	0.551	1.076	1.606	2.150	2.700	3.247	3.780	4.300
	<i>Silence of the Lambs</i>	0.468	0.867	1.178	1.410	1.580	1.702	1.792	1.862
	<i>Star Wars IV</i>	0.354	0.682	0.984	1.270	1.547	1.818	2.085	2.347
	<i>Star Wars V</i>	0.479	0.945	1.408	1.867	2.318	2.755	3.179	3.589
	<i>The Firm</i>	0.551	1.078	1.580	2.062	2.524	2.971	3.406	3.831
	<i>Terminator I</i>	0.520	1.017	1.494	1.960	2.415	2.862	3.301	3.734
	<i>Total Recall</i>	0.519	1.022	1.511	1.988	2.455	2.913	3.366	3.813
	<i>Aladdin</i>	0.501	0.989	1.464	1.925	2.375	2.813	3.243	3.666
	<i>Cinderella</i>	0.478	0.943	1.383	1.790	2.162	2.503	2.820	3.122
	<i>Baseball with Comm</i>	0.409	0.786	1.151	1.512	1.871	2.228	2.584	2.935
	<i>Snowboard with Comm</i>	0.276	0.589	0.900	1.196	1.472	1.726	1.960	2.175
	<i>Oprah w/o Comm</i>	0.535	1.034	1.510	1.968	2.411	2.840	3.258	3.666
	<i>Tonight Show w/o Comm</i>	0.527	1.020	1.481	1.912	2.319	2.710	3.089	3.460
	<i>Lecture-Gupta</i>	0.579	1.116	1.596	2.021	2.403	2.757	3.095	3.425
	<i>Lecture-Reisslein</i>	0.642	1.190	1.676	2.125	2.552	2.967	3.373	3.773
Q CIF	<i>Citizen Kane</i>	0.422	0.731	0.955	1.124	1.267	1.399	1.527	1.655
R.C.	<i>Die Hard I</i>	0.464	0.888	1.292	1.684	2.070	2.451	2.827	3.196
128 kbps	<i>Jurassic Park I</i>	0.636	1.125	1.404	1.499	1.505	1.482	1.453	1.428
	<i>Silence of the Lambs</i>	0.443	0.741	0.890	0.885	0.752	0.537	0.281	0.007
	<i>Star Wars IV</i>	0.370	0.712	1.034	1.340	1.632	1.908	2.169	2.416
	<i>Star Wars V</i>	0.423	0.836	1.259	1.688	2.112	2.526	2.927	3.316
	<i>The Firm</i>	0.534	1.030	1.491	1.918	2.310	2.675	3.024	3.363
	<i>Terminator I</i>	0.505	0.975	1.416	1.835	2.238	2.629	3.012	3.387
	<i>Total Recall</i>	0.504	0.984	1.447	1.897	2.334	2.761	3.183	3.598
	<i>Aladdin</i>	0.487	0.952	1.402	1.841	2.272	2.696	3.115	3.530
	<i>Cinderella</i>	0.479	0.922	1.327	1.691	2.014	2.305	2.576	2.836
	<i>Baseball with Comm</i>	0.403	0.775	1.147	1.521	1.893	2.255	2.603	2.934
	<i>Snowboard with Comm</i>	0.336	0.656	0.975	1.288	1.591	1.882	2.161	2.428
	<i>Oprah w/o Comm</i>	0.556	1.065	1.534	1.972	2.383	2.772	3.148	3.514
	<i>Tonight Show w/o Comm</i>	0.630	1.291	1.940	2.530	3.057	3.529	3.961	4.367
	<i>Lecture-Gupta</i>	0.482	1.028	1.598	2.144	2.661	3.154	3.629	4.095
	<i>Lecture-Reisslein</i>	0.626	1.257	1.881	2.492	3.087	3.669	4.240	4.852
Q CIF	<i>Citizen Kane</i>	0.497	0.921	1.285	1.596	1.866	2.101	2.311	2.504
R.C.	<i>Die Hard I</i>	0.451	0.878	1.296	1.706	2.110	2.509	2.903	3.293
256 kbps	<i>Jurassic Park I</i>	0.506	1.008	1.502	1.998	2.443	2.926	3.361	3.780
	<i>Silence of the Lambs</i>	0.610	1.166	1.702	2.233	2.766	3.299	3.830	4.357
	<i>Star Wars IV</i>	0.544	1.053	1.530	1.967	2.360	2.667	2.996	3.313
	<i>Star Wars V</i>	0.397	0.786	1.159	1.517	1.864	2.197	2.517	2.824
	<i>The Firm</i>	0.496	0.952	1.355	1.702	1.999	2.255	2.483	2.692
	<i>Terminator I</i>	0.504	0.979	1.434	1.874	2.303	2.723	3.134	3.538
	<i>Total Recall</i>	0.497	0.971	1.429	1.874	2.309	2.733	3.148	3.557
	<i>Aladdin</i>	0.501	0.977	1.436	1.881	2.316	2.741	3.157	3.564
	<i>Cinderella</i>	0.480	0.920	1.330	1.710	2.056	2.372	2.665	2.945
	<i>Baseball with Comm</i>	0.384	0.772	1.166	1.561	1.951	2.330	2.694	3.039
	<i>Snowboard with Comm</i>	0.372	0.742	1.114	1.486	1.856	2.221	2.581	2.933
	<i>Oprah w/o Comm</i>	0.564	1.086	1.574	2.032	2.464	2.878	3.278	3.671
	<i>Tonight Show w/o Comm</i>	0.519	0.979	1.379	1.724	2.030	2.313	2.582	2.843
	<i>Lecture-Gupta</i>	0.555	0.977	1.296	1.553	1.780	1.994	2.204	2.411
	<i>Lecture-Reisslein</i>	0.572	1.141	1.708	2.273	2.828	3.373	3.904	4.422

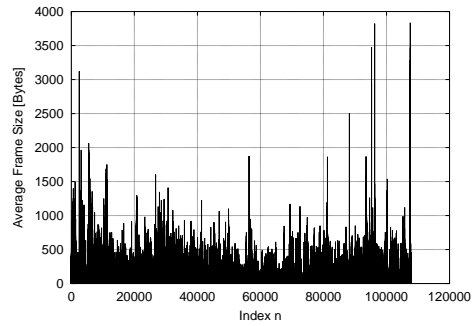
Figures 20, 21, and 22 give the variance-time plots, the pox plots of R/S (for $a = 12$), and the periodogram (for $a = 12$). Figure 23 gives the logscale diagrams. Figures 24 and 25 give the multiscale diagrams and the linear multiscale diagrams.

In summary, we observe from the scaling analysis that the enhancement layers of the encodings without rate control exhibit long range dependence and have scaling properties that are very similar to the corresponding single layer encodings without rate control. *Die Hard I* and *Jurassic Park I* again have the smallest degree of long range dependence. Again, there appears to be no clear trend in the Hurst parameter estimates for the different quality levels of a given video. In contrast to earlier results, the enhancement layers of the encodings with rate control now exhibit long range dependence, which is due to the enhancement layers being encoded with fixed quantization parameters, whereas the corresponding base layers are rate-controlled.

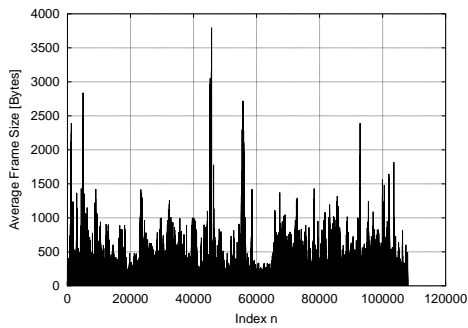
Notice from Figure 25d that the confidence intervals of $h_{0.5}$ and h_4 are separated by approximately 0.1, which gives some indication of multiscaling properties. Interestingly, this particular video traffic stream considered in Figure 25d is the only stream in our library that gives this indication of multiscaling.



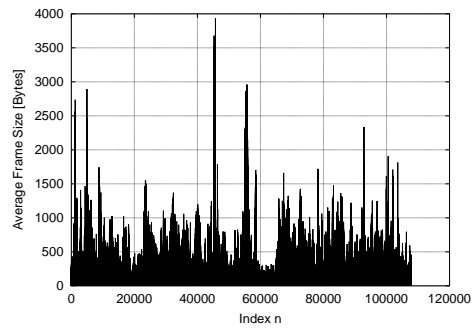
a) *Star Wars IV* with high quality



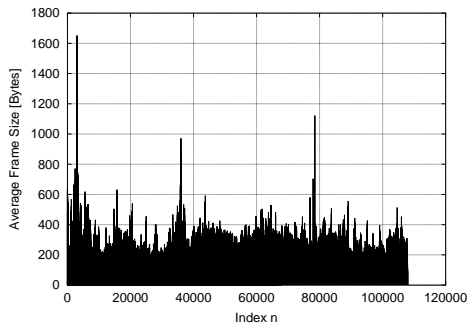
d) *Star Wars IV* with 256 kbps target bit rate



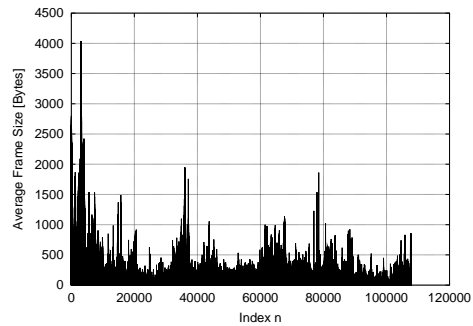
b) *Jurassic Park I* with medium quality



e) *Jurassic Park I* with 128 kbps target bit rate



c) *Silence of the Lambs* with low quality

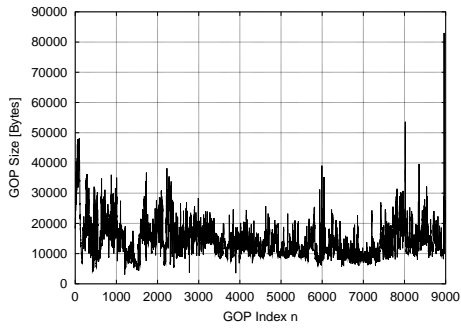


f) *Silence of the Lambs* with 64 kbps target bit rate

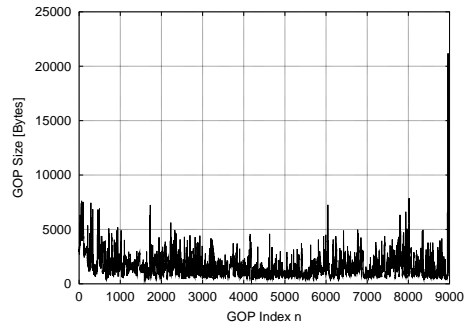
Encoding without rate control

Encoding with rate control

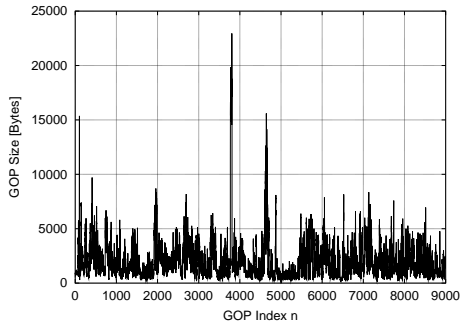
Figure 14: Enhancement layer frame size X_n^e as a function of the frame index n for temporal scalable QCIF video.



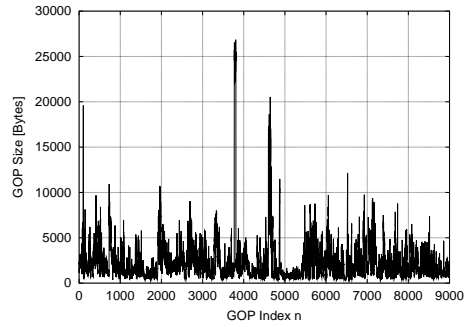
a) *Star Wars IV* with high quality



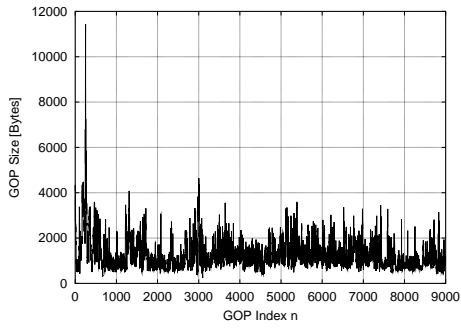
d) *Star Wars IV* with 256 kbps target bit rate



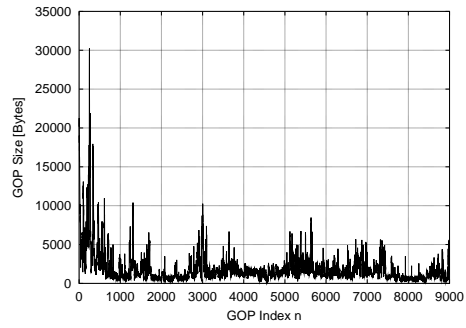
b) *Jurassic Park I* with medium quality



e) *Jurassic Park I* with 128 kbps target bit rate



c) *Silence of the Lambs* with low quality

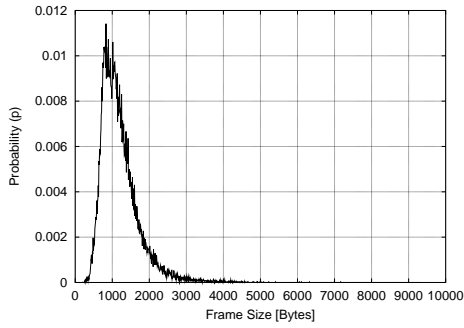


f) *Silence of the Lambs* with 64 kbps target bit rate

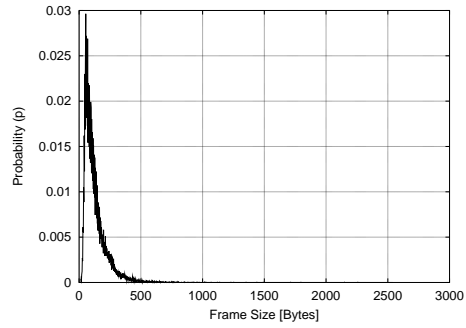
Encoding without rate control

Encoding with rate control

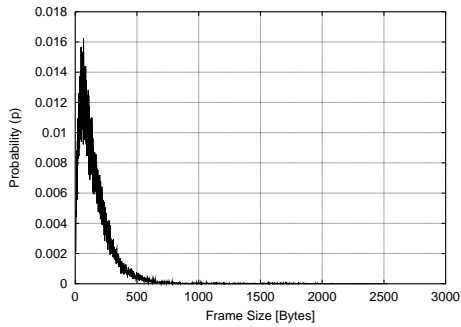
Figure 15: GoP size Y_m^e as a function of the index m for temporal scalable QCIF video.



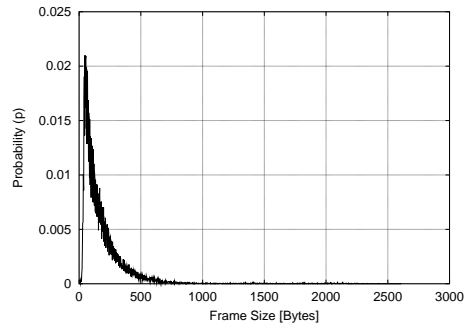
a) *Star Wars IV* with high quality



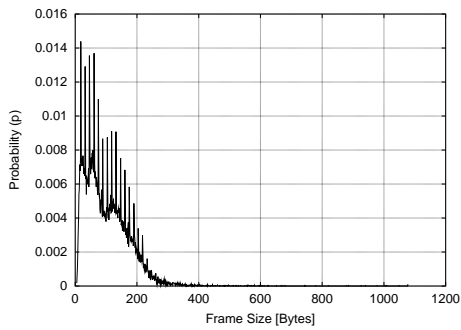
d) *Star Wars IV* with 256 kbps target bit rate



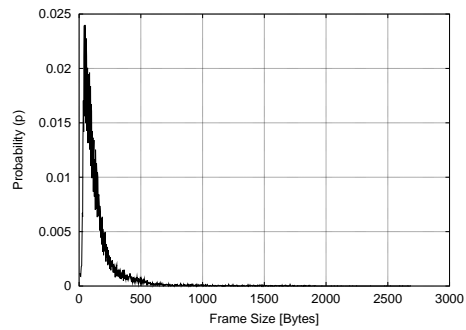
b) *Jurassic Park I* with medium quality



e) *Jurassic Park I* with 128 kbps target bit rate



c) *Silence of the Lambs* with low quality

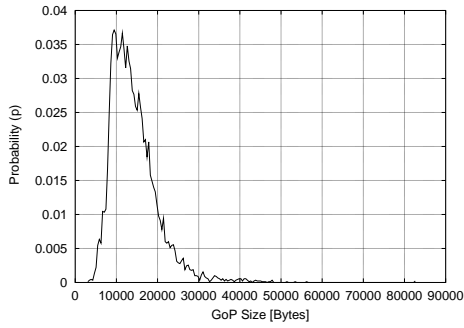


f) *Silence of the Lambs* with 64 kbps target bit rate

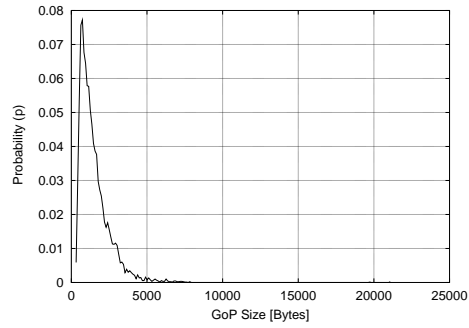
Encoding without rate control

Encoding with rate control

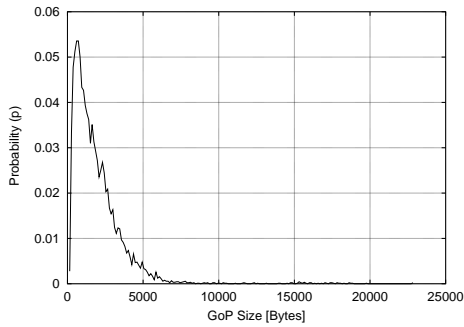
Figure 16: Frame size histograms for the enhancement layer of temporal scalable QCIF video.



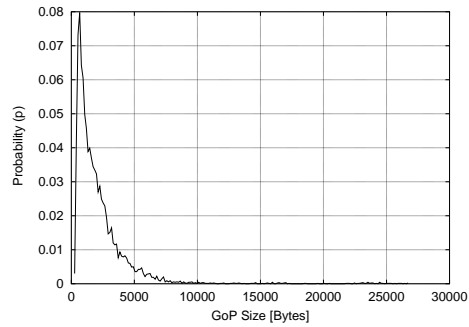
a) *Star Wars IV* with high quality



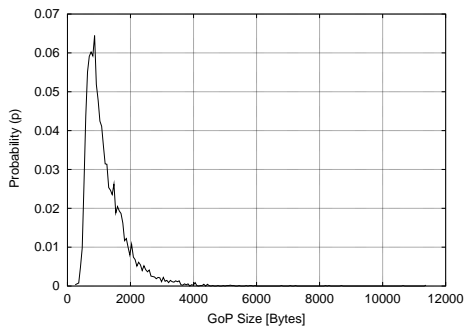
d) *Star Wars IV* with 256 kbps target bit rate



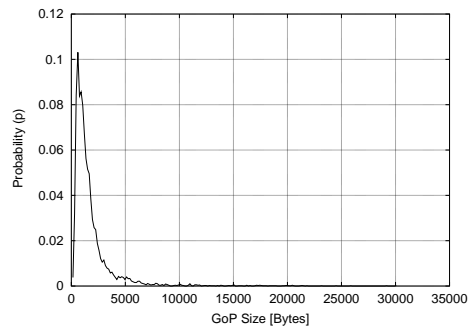
b) *Jurassic Park I* with medium quality



e) *Jurassic Park I* with 128 kbps target bit rate



c) *Silence of the Lambs* with low quality

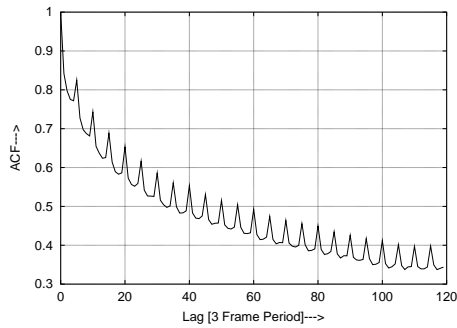


f) *Silence of the Lambs* with 64 kbps target bit rate

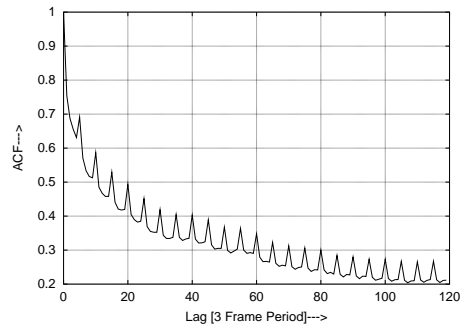
Encoding without rate control

Encoding with rate control

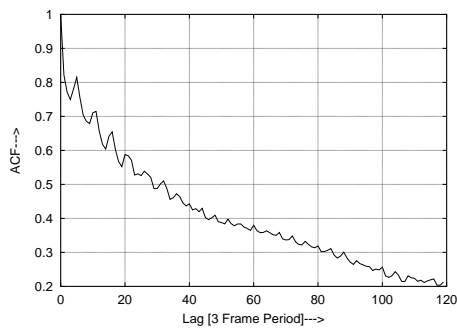
Figure 17: GoP size histograms for the enhancement layer of temporal scalable QCIF video.



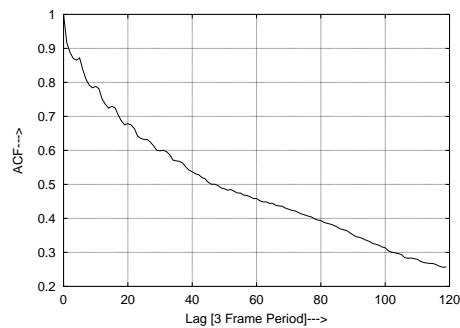
a) *Star Wars IV* with high quality



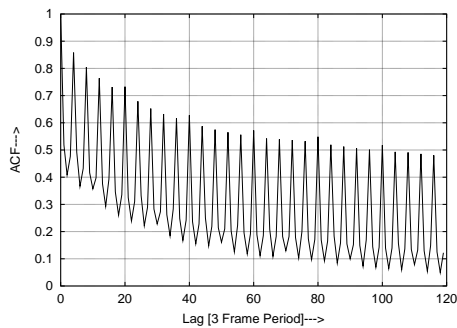
d) *Star Wars IV* with 256 kbps target bit rate



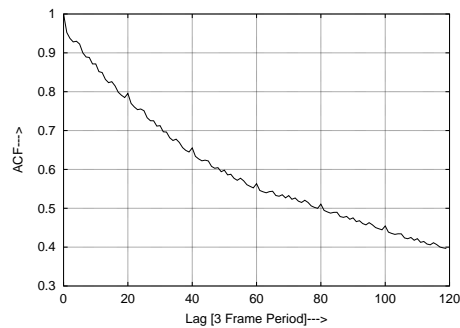
b) *Jurassic Park I* with medium quality



e) *Jurassic Park I* with 128 kbps target bit rate



c) *Silence of the Lambs* with low quality

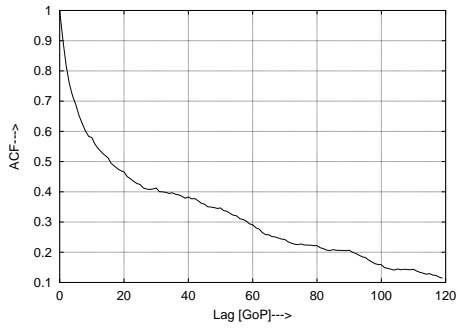


f) *Silence of the Lambs* with 64 kbps target bit rate

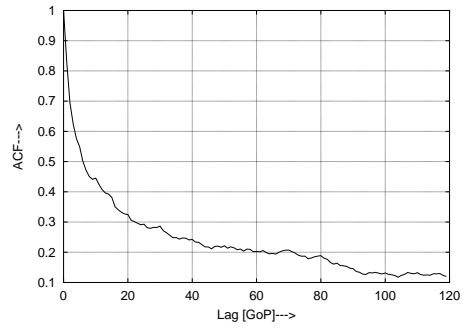
Encoding without rate control

Encoding with rate control

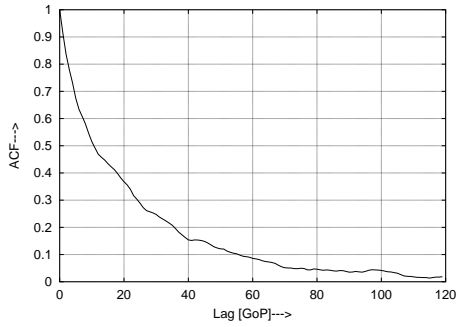
Figure 18: Frame size autocorrelations for the enhancement layer of temporal scalable QCIF video.



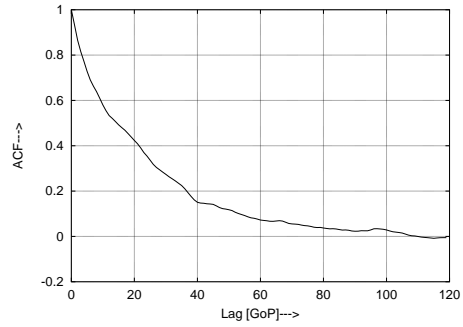
a) *Star Wars IV* with high quality



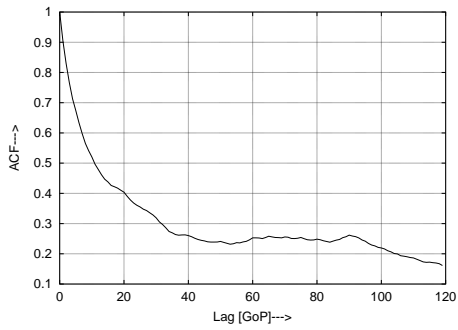
d) *Star Wars IV* with 256 kbps target bit rate



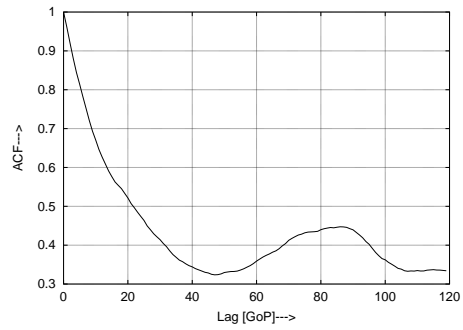
b) *Jurassic Park I* with medium quality



e) *Jurassic Park I* with 128 kbps target bit rate



c) *Silence of the Lambs* with low quality

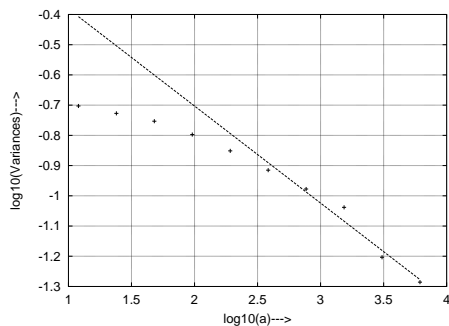


f) *Silence of the Lambs* with 64 kbps target bit rate

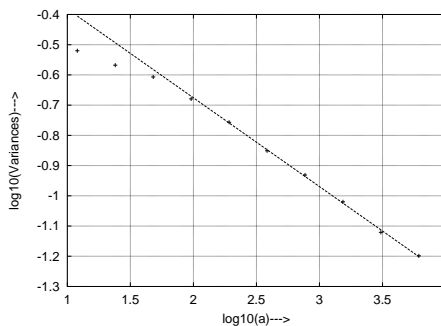
Encoding without rate control

Encoding with rate control

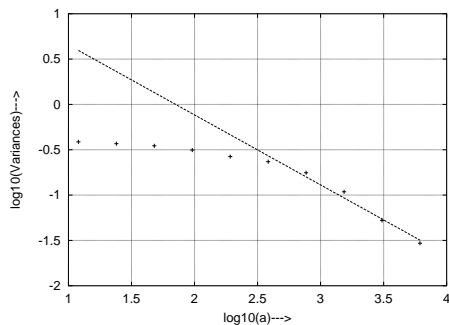
Figure 19: GoP size correlations for the enhancement layer of temporal scalable QCIF video.



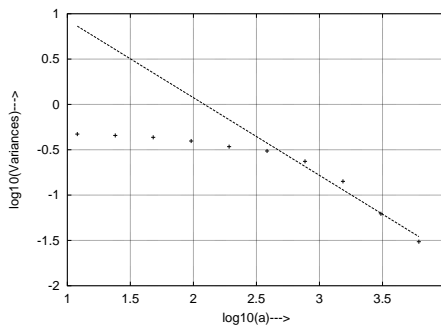
a) *Star Wars IV* with high quality



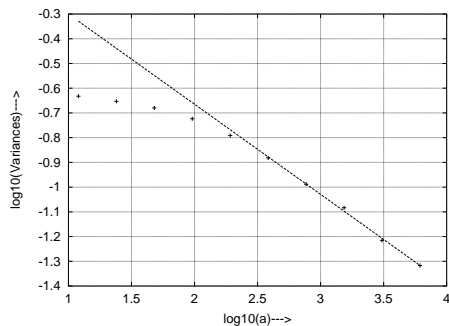
d) *Star Wars IV* with 256 kbps target bit rate



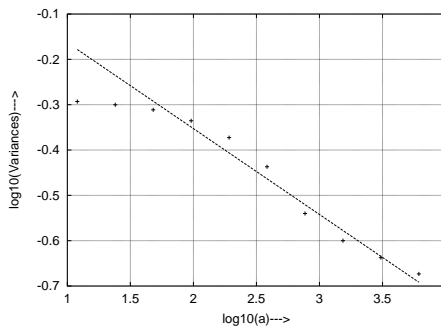
b) *Jurassic Park I* with medium quality



e) *Jurassic Park I* with 128 kbps target bit rate



c) *Silence of the Lambs* with low quality

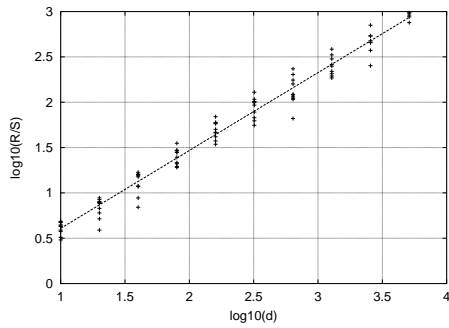


f) *Silence of the Lambs* with 64 kbps target bit rate

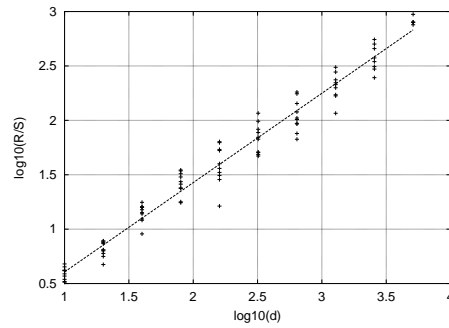
Encoding without rate control

Encoding with rate control

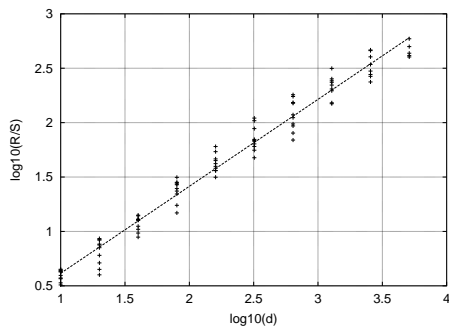
Figure 20: Variance time plots for enhancement layer of temporal scalable QCIF video.



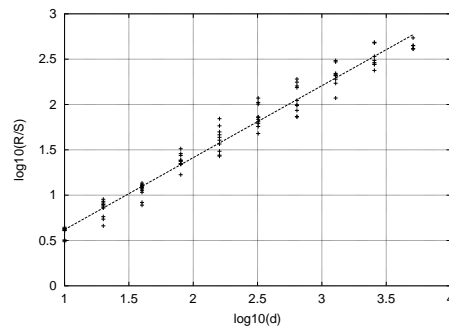
a) *Star Wars IV* with high quality



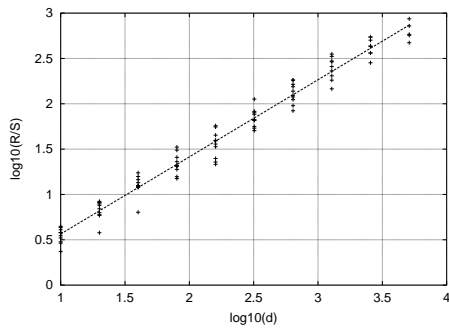
d) *Star Wars IV* with 256 kbps target bit rate



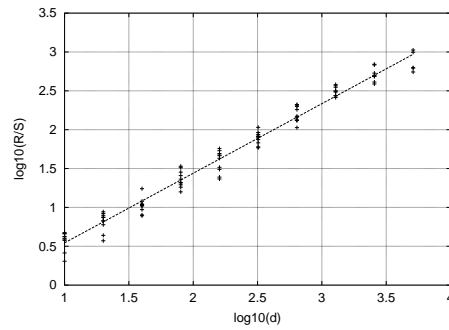
b) *Jurassic Park I* with medium quality



e) *Jurassic Park I* with 128 kbps target bit rate



c) *Silence of the Lambs* with low quality

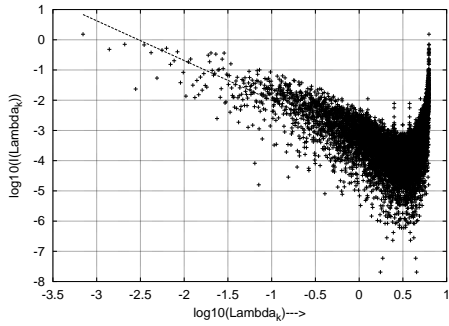


f) *Silence of the Lambs* with 64 kbps target bit rate

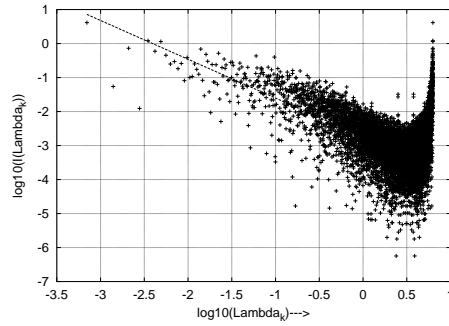
Encoding without rate control

Encoding with rate control

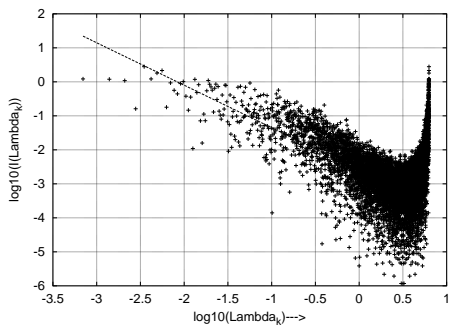
Figure 21: Pox plots of R/S for aggregation level $a = 12$ for enhancement layer of temporal scalable QCIF video.



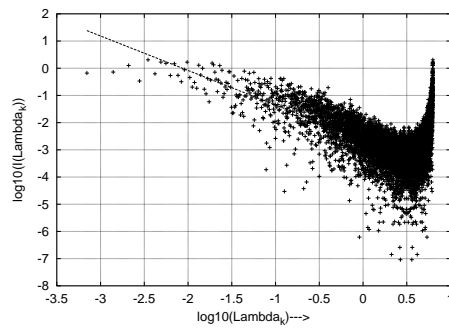
a) *Star Wars IV* with high quality



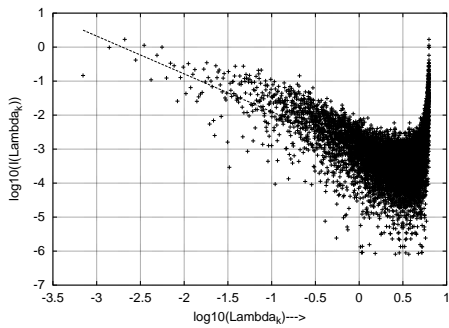
d) *Star Wars IV* with 256 kbps target bit rate



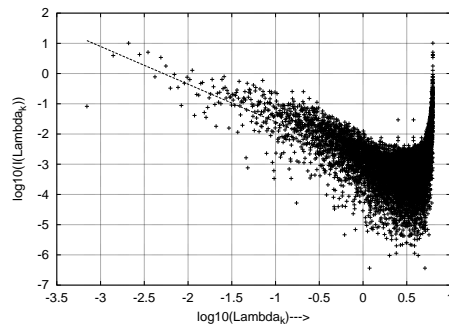
b) *Jurassic Park I* with medium quality



e) *Jurassic Park I* with 128 kbps target bit rate



c) *Silence of the Lambs* with low quality

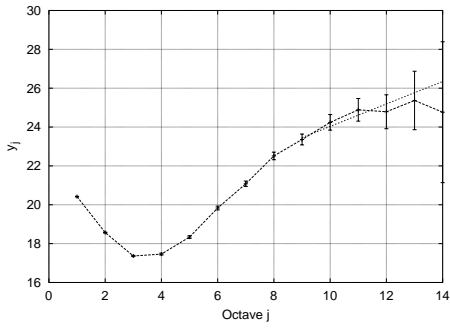


f) *Silence of the Lambs* with 64 kbps target bit rate

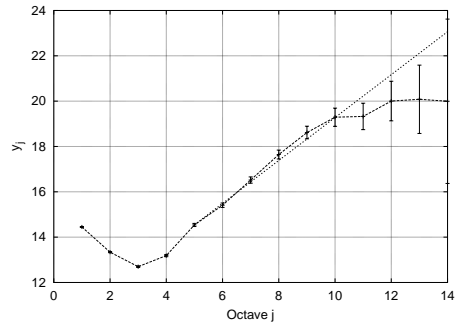
Encoding without rate control

Encoding with rate control

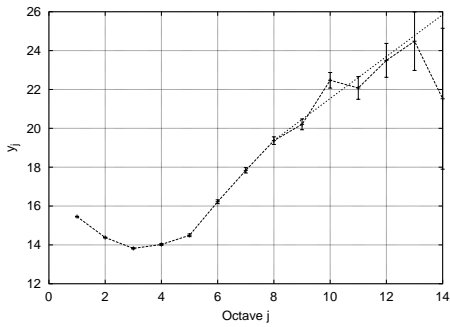
Figure 22: Periodograms for aggregation level $a = 12$ for enhancement layer of temporal scalable QCIF video.



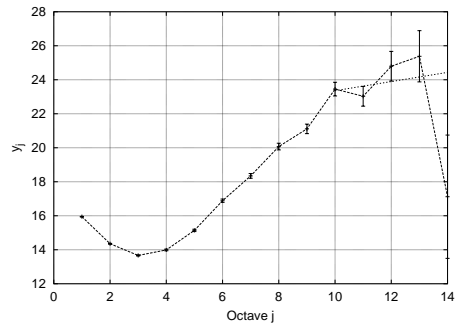
a) *Star Wars IV* with high quality



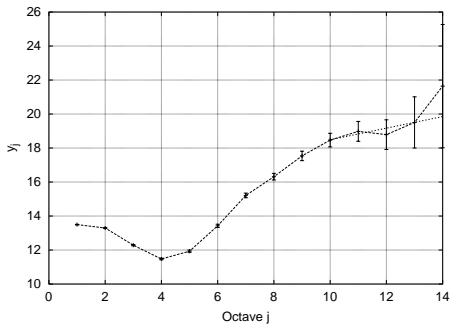
d) *Star Wars IV* with 256 kbps target bit rate



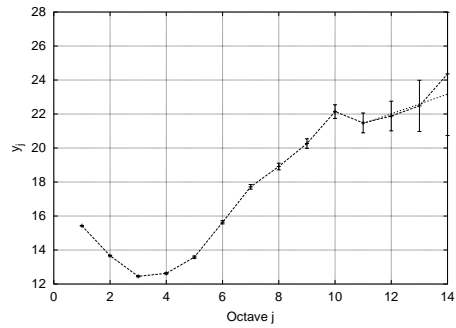
b) *Jurassic Park I* with medium quality



e) *Jurassic Park I* with 128 kbps target bit rate



c) *Silence of the Lambs* with low quality

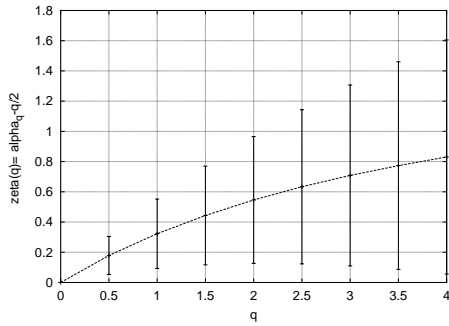


f) *Silence of the Lambs* with 64 kbps target bit rate

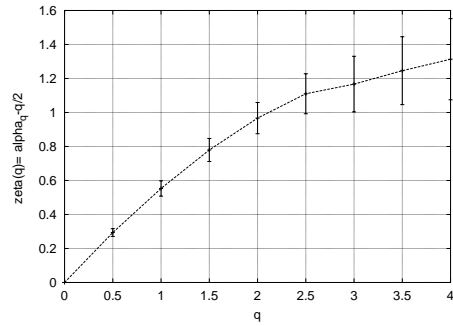
Encoding without rate control

Encoding with rate control

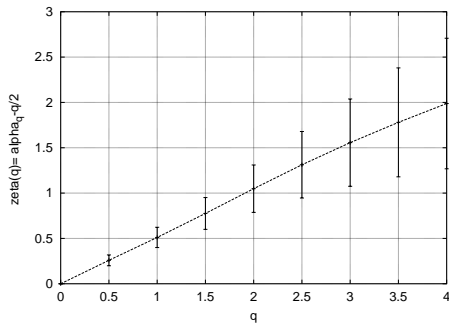
Figure 23: Logscale diagrams for enhancement layer of temporal scalable QCIF video.



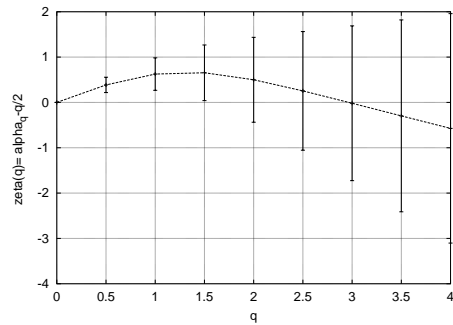
a) *Star Wars IV* with high quality



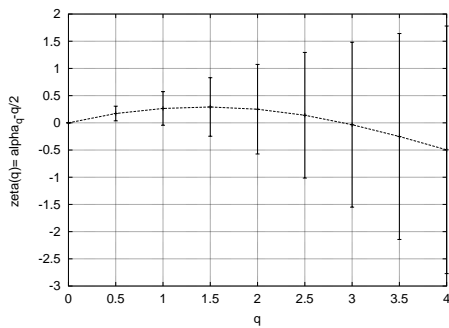
d) *Star Wars IV* with 256 kbps target bit rate



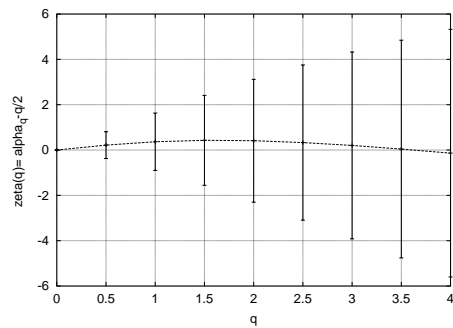
b) *Jurassic Park I* with medium quality



e) *Jurassic Park I* with 128 kbps target bit rate



c) *Silence of the Lambs* with low quality

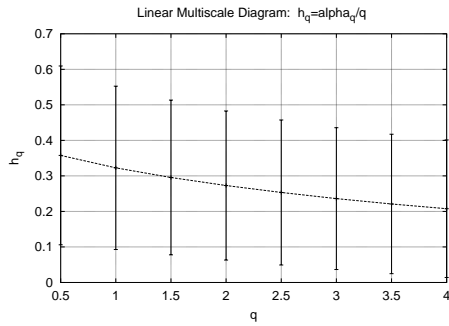


f) *Silence of the Lambs* with 64 kbps target bit rate

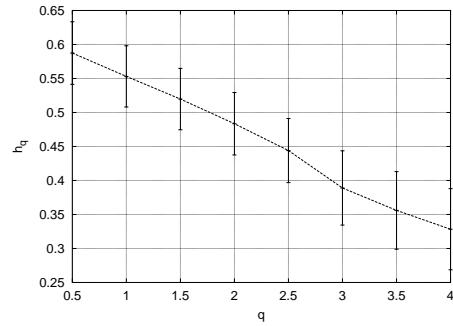
Encoding without rate control

Encoding with rate control

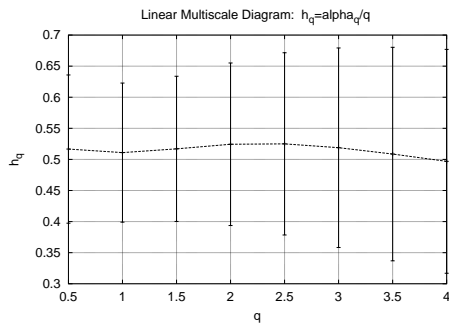
Figure 24: Multiscale diagrams for enhancement layer of temporal scalable QCIF video.



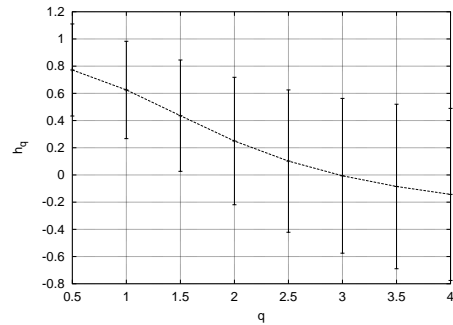
a) *Star Wars IV* with high quality



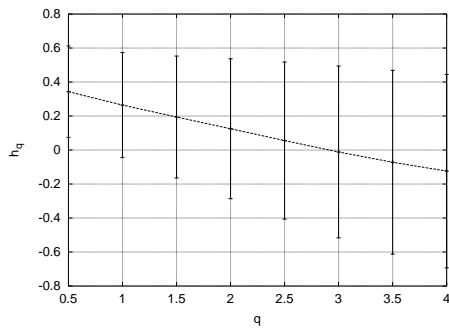
d) *Star Wars IV* with 256 kbps target bit rate



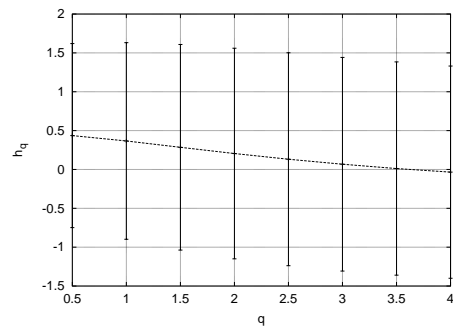
b) *Jurassic Park I* with medium quality



e) *Jurassic Park I* with 128 kbps target bit rate



c) *Silence of the Lambs* with low quality



f) *Silence of the Lambs* with 64 kbps target bit rate

Encoding without rate control

Encoding with rate control

Figure 25: Linear multiscale diagrams for enhancement layer of temporal scalable QCIF video.

2.3 Aggregated Traffic and Correlation between Base and Enhancement Layer Traffic

In this section we investigate the aggregate (base + enhancement layer) traffic and the correlation between the base layer and the enhancement layer traffic of temporal scalable encoded video. In this investigation we consider the smoothed base layer trace $X_n^{b(3)}$, $n = 0, \dots, N/3 - 1$, and the 3-frame smoothed enhancement layer trace $X_n^{e(3)}$, $n = 0, \dots, N/3 - 1$. We estimate the covariance between base layer and enhancement layer at the 3-frame aggregation level as

$$S_{be}^{(3)} = \frac{1}{N/3 - 1} \sum_{n=0}^{N/3-1} (X_n^{b(3)} - \bar{X}^b)(X_n^{e(3)} - \bar{X}^e), \quad (1)$$

and the base–enhancement layer correlation coefficient as

$$\rho_{be}^{(3)} = \frac{S_{be}^{(3)}}{S_{X^{(3)}}^b \cdot S_{X^{(3)}}^e}. \quad (2)$$

Similarly, we estimate the covariance between base layer and enhancement layer at the GoP level as

$$S_{be}^{(G)} = \frac{1}{N/G - 1} \sum_{m=0}^{N/G-1} (Y_m^b - \bar{Y}^b)(Y_m^e - \bar{Y}^e), \quad (3)$$

and the corresponding correlation coefficient as

$$\rho_{be}^{(G)} = \frac{S_{be}^{(G)}}{S_Y^b \cdot S_Y^e}. \quad (4)$$

We also investigate the characteristics of the aggregate traffic at the frame time scale $X_n = X_n^b + X_n^e$, $n = 0, \dots, N - 1$, and the GoP time scale $Y_m = Y_m^b + Y_m^e$, $m = 0, \dots, N/G - 1$. The compression ratios, mean frame sizes (\bar{X}), the coefficients of variation (CoV_X), the peak-to-mean ratios (X_{\max}/\bar{X}), along with the bit rates and the base-enhancement layer correlation coefficients ($\rho_{be}^{(3)}$) are reported in Table 13. Table 14 gives the mean GoP sizes (\bar{Y}), the coefficients of variation (CoV_Y), the peak-to-mean ratios (Y_{\max}/\bar{Y}), along with the peak bit rates ($Y_{\max}/(GT)$) and the GoP level base-enhancement layer correlation coefficients ($\rho_{be}^{(G)}$).

For the encodings without rate control we observe that the frame level and GoP level statistics are approximately equal to the corresponding statistics of the single layer encodings studied in Part 2. For the temporal scalable encodings with rate control, on the other hand, the rate-controlled base layer and the open-loop encoded enhancement layer are aggregated. For the 64 kbps base layer encodings, the resulting aggregated traffic stream is at the frame level less variable than the 64 kbps single layer encodings (although this may be due to the failure of the TM5 rate control to meet this target bit rate for the single layer) but significantly more

variable than the medium and low quality level single layer encodings without rate control. For the 128 kbps and 256 kbps base layer encodings, the variability of the aggregate frame level traffic is roughly comparable to the variability of the low quality level single layer encodings.

Table 13: Overview of frame-level statistics of aggregated temporal scalable video traffic

Enc. M.	Video	Compr. ratio YUV:MP4	Frame Size			Bit Rate		Corr. $\rho_{be}^{(3)}$
			Mean	CoV	Peak/Mean	Mean	Peak	
			\bar{X} [kbyte]	CoV_X	X_{max}/\bar{X}	\bar{X}/T [Mbps]	X_{max}/T [Mbps]	
QCIF	<i>Citizen Kane</i>	19.992	1.902	0.842	8.884	0.456	4.054	0.816
H.Q.	<i>Die Hard I</i>	13.702	2.774	0.519	4.692	0.666	3.124	0.224
No R.C.	<i>Jurassic Park I</i>	11.644	3.265	0.660	5.901	0.784	4.624	0.308
	<i>Silence of the Lambs</i>	20.212	1.881	0.774	8.782	0.451	3.964	0.769
	<i>Star Wars IV</i>	16.538	2.299	0.609	7.614	0.552	4.201	0.818
	<i>Star Wars V</i>	11.017	3.451	0.532	4.461	0.828	3.694	0.256
	<i>The Firm</i>	14.711	2.584	0.665	6.282	0.620	3.896	0.263
	<i>Terminator I</i>	12.960	2.933	0.624	8.332	0.704	5.865	0.254
	<i>Total Recall</i>	13.325	2.853	0.548	5.266	0.685	3.606	0.240
	<i>Aladdin</i>	6.927	5.488	0.404	4.201	1.317	5.533	0.276
	<i>Cinderella</i>	9.844	3.862	0.528	6.781	0.927	6.285	0.264
	<i>Baseball with Comm</i>	9.216	4.125	0.399	4.097	0.990	4.056	0.227
	<i>Snowboard with Comm</i>	8.049	4.723	0.477	5.446	1.134	6.174	0.268
	<i>Oprah w/o Comm</i>	6.787	5.601	0.395	2.932	1.344	3.941	0.242
	<i>Tonight Show w/o Comm</i>	13.879	2.739	0.881	6.616	0.657	4.349	0.337
	<i>Lecture-Gupta</i>	7.325	5.190	0.314	3.212	1.246	4.000	0.212
	<i>Lecture-Reisslein</i>	6.715	5.661	0.429	4.730	1.359	6.426	0.256
QCIF	<i>Jurassic Park I</i>	40.198	0.946	1.021	9.382	0.227	2.130	0.879
H.-M.Q.	<i>Star Wars IV</i>	62.284	0.610	1.041	16.371	0.146	2.398	0.908
No R.C.	<i>The Firm</i>	56.964	0.667	1.172	11.977	0.160	1.918	0.904
	<i>Tonight Show w/o Comm</i>	53.024	0.717	1.363	13.181	0.172	2.268	0.909
QCIF	<i>Citizen Kane</i>	97.176	0.391	1.798	21.487	0.094	2.017	0.977
M.Q.	<i>Die Hard I</i>	75.078	0.506	1.341	13.621	0.122	1.655	0.960
No R.C.	<i>Jurassic Park I</i>	64.821	0.586	1.572	15.129	0.141	2.130	0.971
	<i>Silence of the Lambs</i>	114.620	0.332	1.672	25.477	0.080	2.028	0.956
	<i>Star Wars IV</i>	92.471	0.411	1.497	24.305	0.099	2.398	0.970
	<i>Star Wars V</i>	74.043	0.513	1.500	13.965	0.123	1.721	0.967
	<i>The Firm</i>	88.542	0.429	1.733	17.855	0.103	1.840	0.976
	<i>Terminator I</i>	61.397	0.619	1.267	11.856	0.149	1.762	0.939
	<i>Total Recall</i>	75.479	0.504	1.406	13.120	0.121	1.586	0.965
	<i>Aladdin</i>	43.361	0.877	1.221	10.659	0.210	2.243	0.938
	<i>Cinderella</i>	59.591	0.638	1.340	17.686	0.153	2.708	0.943
	<i>Baseball with Comm</i>	63.296	0.601	1.294	12.902	0.144	1.860	0.962
	<i>Snowboard with Comm</i>	45.396	0.837	1.174	12.792	0.201	2.571	0.949
	<i>Oprah w/o Comm</i>	50.186	0.758	1.330	10.046	0.182	1.826	0.972
	<i>Tonight Show w/o Comm</i>	87.114	0.436	2.139	20.124	0.105	2.108	0.981
	<i>Lecture-Gupta</i>	50.414	0.754	1.405	12.256	0.181	2.218	0.985
	<i>Lecture-Reisslein</i>	47.504	0.800	1.385	12.783	0.192	2.455	0.977
QCIF	<i>Jurassic Park I</i>	117.346	0.324	1.096	11.569	0.078	0.900	0.925
M.-L.Q.	<i>Star Wars IV</i>	140.727	0.270	1.044	19.627	0.065	1.272	0.922
No R.C.	<i>The Firm</i>	146.581	0.259	1.171	12.601	0.062	0.784	0.930
	<i>Tonight Show w/o Comm</i>	166.889	0.228	1.565	19.215	0.055	1.050	0.944
QCIF	<i>Citizen Kane</i>	177.433	0.214	1.091	12.746	0.051	0.655	0.927
L.Q.	<i>Die Hard I</i>	130.258	0.292	0.855	9.172	0.070	0.642	0.889
No R.C.	<i>Jurassic Park I</i>	138.488	0.275	0.983	10.575	0.066	0.697	0.918
	<i>Silence of the Lambs</i>	178.585	0.213	0.885	13.426	0.051	0.686	0.847
	<i>Star Wars IV</i>	154.741	0.246	0.930	17.417	0.059	1.027	0.912
	<i>Star Wars V</i>	142.461	0.267	0.949	10.129	0.064	0.649	0.906
	<i>The Firm</i>	164.951	0.230	1.019	10.713	0.055	0.593	0.915
	<i>Terminator I</i>	117.157	0.324	0.849	10.598	0.078	0.825	0.863
	<i>Total Recall</i>	134.664	0.282	0.891	8.208	0.068	0.556	0.896
	<i>Aladdin</i>	100.297	0.379	0.923	9.371	0.091	0.852	0.882
	<i>Cinderella</i>	122.791	0.310	0.899	14.851	0.074	1.104	0.875
	<i>Baseball with Comm</i>	124.231	0.306	0.861	8.219	0.073	0.604	0.890
	<i>Snowboard with Comm</i>	97.214	0.391	0.833	8.833	0.094	0.829	0.888
	<i>Oprah w/o Comm</i>	137.330	0.277	0.988	8.561	0.066	0.569	0.933
	<i>Tonight Show w/o Comm</i>	198.737	0.191	1.390	17.926	0.046	0.823	0.936
	<i>Lecture-Gupta</i>	133.533	0.285	1.294	12.206	0.068	0.834	0.974
	<i>Lecture-Reisslein</i>	130.916	0.290	1.229	14.529	0.070	1.013	0.961
QCIF	<i>Citizen Kane</i>	88.609	0.429	1.229	23.003	0.103	2.369	0.888
R.C.	<i>Die Hard I</i>	74.264	0.512	0.872	18.408	0.123	2.262	0.819
64 kbps	<i>Jurassic Park I</i>	67.103	0.567	0.876	14.762	0.136	2.007	0.702
	<i>Silence of the Lambs</i>	90.486	0.420	1.133	17.016	0.101	1.716	0.874
	<i>Star Wars IV</i>	84.539	0.450	1.025	32.596	0.108	3.518	0.872
	<i>Star Wars V</i>	68.500	0.555	0.851	14.572	0.133	1.941	0.701
	<i>The Firm</i>	81.984	0.464	1.103	25.230	0.111	2.808	0.843
	<i>Terminator I</i>	62.361	0.610	0.768	25.859	0.146	3.783	0.640
	<i>Total Recall</i>	74.564	0.510	0.891	13.026	0.122	1.594	0.815
	<i>Aladdin</i>	46.718	0.814	0.627	17.331	0.195	3.385	0.345
	<i>Cinderella</i>	62.189	0.611	0.796	30.748	0.147	4.511	0.659

Table 13: *continued*

Enc. M.	Video	Compr. ratio YUV:MP4	Frame Size			Bit Rate		Corr. Corr. $\rho_{bc}^{(3)}$
			Mean \bar{X} [kbyte]	CoV CoV_X	Peak/Mean X_{max}/\bar{X}	Mean \bar{X}/T [Mbps]	Peak X_{max}/T [Mbps]	
	<i>Baseball with Comm</i>	65.189	0.583	0.735	23.602	0.140	3.303	0.734
	<i>Snowboard with Comm</i>	47.166	0.806	0.583	17.042	0.193	3.297	0.369
	<i>Oprah w/o Comm</i>	60.119	0.632	0.735	16.581	0.152	2.516	0.718
	<i>Tonight Show w/o Comm</i>	74.693	0.509	1.008	13.370	0.122	1.633	0.811
	<i>Lecture-Gupta</i>	55.125	0.690	0.851	10.778	0.166	1.784	0.767
	<i>Lecture-Reisslein</i>	46.204	0.823	0.613	26.491	0.197	5.231	0.424
QCIF	<i>Citizen Kane</i>	58.272	0.652	1.394	9.832	0.157	1.539	0.983
R.C.	<i>Die Hard I</i>	53.606	0.709	1.149	8.534	0.170	1.452	0.974
128 kbps	<i>Jurassic Park I</i>	52.852	0.719	1.206	8.471	0.173	1.462	0.952
	<i>Silence of the Lambs</i>	57.190	0.665	1.255	10.091	0.160	1.610	0.977
	<i>Star Wars IV</i>	56.347	0.675	1.224	8.775	0.162	1.421	0.981
	<i>Star Wars V</i>	51.723	0.735	1.087	7.693	0.176	1.357	0.956
	<i>The Firm</i>	56.442	0.674	1.317	10.353	0.162	1.674	0.979
	<i>Terminator I</i>	49.395	0.770	1.034	9.524	0.185	1.759	0.937
	<i>Total Recall</i>	54.234	0.701	1.174	9.808	0.168	1.650	0.975
	<i>Aladdin</i>	41.269	0.921	0.849	10.872	0.221	2.404	0.845
	<i>Cinderella</i>	49.027	0.775	1.050	11.642	0.186	2.166	0.931
	<i>Baseball with Comm</i>	49.664	0.765	1.002	7.495	0.184	1.377	0.961
	<i>Snowboard with Comm</i>	41.392	0.918	0.817	7.843	0.220	1.729	0.885
	<i>Oprah w/o Comm</i>	46.946	0.810	1.024	7.708	0.194	1.498	0.953
	<i>Tonight Show w/o Comm</i>	53.831	0.706	1.277	9.322	0.169	1.580	0.971
	<i>Lecture-Gupta</i>	44.395	0.856	1.043	6.109	0.206	1.255	0.962
	<i>Lecture-Reisslein</i>	41.028	0.927	0.841	6.121	0.222	1.361	0.925
QCIF	<i>Citizen Kane</i>	32.316	1.176	1.391	10.578	0.282	2.987	0.997
R.C.	<i>Die Hard I</i>	30.826	1.233	1.244	9.105	0.296	2.695	0.994
256 kbps	<i>Jurassic Park I</i>	31.195	1.219	1.320	8.783	0.292	2.569	0.992
	<i>Silence of the Lambs</i>	31.920	1.191	1.303	9.510	0.286	2.718	0.996
	<i>Star Wars IV</i>	31.780	1.196	1.295	8.546	0.287	2.454	0.997
	<i>Star Wars V</i>	30.791	1.235	1.237	8.630	0.296	2.557	0.994
	<i>The Firm</i>	31.935	1.190	1.351	10.237	0.286	2.925	0.997
	<i>Terminator I</i>	29.807	1.275	1.183	8.271	0.306	2.532	0.987
	<i>Total Recall</i>	31.164	1.220	1.267	8.729	0.293	2.556	0.995
	<i>Aladdin</i>	27.495	1.383	1.059	6.561	0.332	2.177	0.970
	<i>Cinderella</i>	29.725	1.279	1.190	8.299	0.307	2.547	0.985
	<i>Baseball with Comm</i>	29.822	1.275	1.171	7.955	0.306	2.434	0.993
	<i>Snowboard with Comm</i>	27.418	1.387	1.049	8.005	0.333	2.664	0.982
	<i>Oprah w/o Comm</i>	28.994	1.311	1.186	8.277	0.315	2.605	0.991
	<i>Tonight Show w/o Comm</i>	31.492	1.207	1.364	8.561	0.290	2.480	0.995
	<i>Lecture-Gupta</i>	28.433	1.337	1.162	6.673	0.321	2.141	0.996
	<i>Lecture-Reisslein</i>	27.508	1.382	1.065	5.415	0.332	1.796	0.993

Table 14: Overview of GoP-level statistics of aggregated temporal scalable video traffic

Enc. M.	Video	GoP Size			Bit Rate	Corr.
		Mean \bar{Y} [kbyte]	CoV CoV_Y	Peak/Mean Y_{max}/\bar{Y}	Peak Y_{max}/T [Mbps]	$\rho_{be}^{(G)}$
QCIF	<i>Citizen Kane</i>	22.819	0.558	4.793	2.188	0.978
H.Q.	<i>Die Hard I</i>	33.294	0.298	2.624	1.747	0.978
No R.C.	<i>Jurassic Park I</i>	39.178	0.458	4.664	3.655	0.978
	<i>Silence of the Lambs</i>	22.571	0.586	7.372	3.328	0.989
	<i>Star Wars IV</i>	27.584	0.383	5.061	2.792	0.985
	<i>Star Wars V</i>	41.407	0.388	2.676	2.216	0.989
	<i>The Firm</i>	31.010	0.450	4.223	2.619	0.985
	<i>Terminator I</i>	35.199	0.426	4.027	2.835	0.972
	<i>Total Recall</i>	34.236	0.339	3.174	2.174	0.981
	<i>Aladdin</i>	65.857	0.288	2.767	3.645	0.978
	<i>Cinderella</i>	46.341	0.388	5.079	4.707	0.970
	<i>Baseball with Comm</i>	49.502	0.284	2.707	2.681	0.984
	<i>Snowboard with Comm</i>	56.678	0.387	4.173	4.731	0.979
	<i>Oprah w/o Comm</i>	67.210	0.318	2.012	2.705	0.965
	<i>Tonight Show w/o Comm</i>	32.868	0.709	4.553	2.993	0.989
	<i>Lecture-Gupta</i>	62.278	0.225	2.033	2.532	0.996
	<i>Lecture-Reisslein</i>	67.932	0.383	2.033	2.763	0.998
QCIF	<i>Jurassic Park I</i>	11.349	0.584	6.509	1.477	0.970
H.-M.Q.	<i>Star Wars IV</i>	7.324	0.538	7.928	1.161	0.972
No R.C.	<i>The Firm</i>	8.008	0.659	6.072	0.973	0.977
	<i>Tonight Show w/o Comm</i>	8.603	0.802	6.621	1.139	0.972
QCIF	<i>Citizen Kane</i>	4.694	0.572	5.691	0.534	0.960
M.Q.	<i>Die Hard I</i>	6.076	0.445	3.731	0.453	0.939
No R.C.	<i>Jurassic Park I</i>	7.038	0.543	6.236	0.878	0.955
	<i>Silence of the Lambs</i>	3.980	0.732	12.348	0.983	0.965
	<i>Star Wars IV</i>	4.933	0.507	7.343	0.725	0.956
	<i>Star Wars V</i>	6.161	0.559	4.280	0.527	0.961
	<i>The Firm</i>	5.152	0.604	5.575	0.574	0.963
	<i>Terminator I</i>	7.430	0.514	5.345	0.794	0.940
	<i>Total Recall</i>	6.044	0.471	3.984	0.482	0.941
	<i>Aladdin</i>	10.521	0.513	4.523	0.952	0.958
	<i>Cinderella</i>	7.655	0.535	9.481	1.452	0.947
	<i>Baseball with Comm</i>	7.207	0.458	3.935	0.567	0.939
	<i>Snowboard with Comm</i>	10.049	0.482	6.054	1.217	0.943
	<i>Oprah w/o Comm</i>	9.090	0.377	3.624	0.659	0.930
	<i>Tonight Show w/o Comm</i>	5.237	0.770	6.453	0.676	0.963
	<i>Lecture-Gupta</i>	9.049	0.315	2.818	0.510	0.981
	<i>Lecture-Reisslein</i>	9.603	0.480	3.078	0.591	0.990
QCIF	<i>Jurassic Park I</i>	3.888	0.488	5.121	0.398	0.940
M.-L.Q.	<i>Star Wars IV</i>	3.242	0.455	6.130	0.397	0.943
No R.C.	<i>The Firm</i>	3.112	0.514	4.443	0.277	0.977
	<i>Tonight Show w/o Comm</i>	2.734	0.749	6.042	0.330	0.966
QCIF	<i>Citizen Kane</i>	2.571	0.428	3.839	0.197	0.937
L.Q.	<i>Die Hard I</i>	3.502	0.408	3.076	0.215	0.936
No R.C.	<i>Jurassic Park I</i>	3.294	0.429	4.000	0.264	0.923
	<i>Silence of the Lambs</i>	2.554	0.473	7.947	0.406	0.940
	<i>Star Wars IV</i>	2.948	0.403	5.111	0.301	0.931
	<i>Star Wars V</i>	3.202	0.441	3.547	0.227	0.932
	<i>The Firm</i>	2.766	0.441	3.468	0.192	0.932
	<i>Terminator I</i>	3.894	0.445	4.573	0.356	0.934
	<i>Total Recall</i>	3.388	0.424	3.231	0.219	0.929
	<i>Aladdin</i>	4.548	0.462	4.338	0.395	0.941
	<i>Cinderella</i>	3.715	0.449	8.442	0.627	0.934
	<i>Baseball with Comm</i>	3.672	0.421	3.899	0.286	0.927
	<i>Snowboard with Comm</i>	4.693	0.395	4.847	0.455	0.893
	<i>Oprah w/o Comm</i>	3.322	0.370	4.005	0.266	0.912
	<i>Tonight Show w/o Comm</i>	2.295	0.673	5.270	0.242	0.967
	<i>Lecture-Gupta</i>	3.416	0.254	3.297	0.225	0.939
	<i>Lecture-Reisslein</i>	3.485	0.412	3.662	0.255	0.967
QCIF	<i>Citizen Kane</i>	5.148	0.435	5.001	0.515	0.298
R.C.	<i>Die Hard I</i>	6.143	0.360	3.031	0.372	0.285
64 kbps	<i>Jurassic Park I</i>	6.798	0.473	4.842	0.658	0.316
	<i>Silence of the Lambs</i>	5.042	0.441	7.704	0.777	0.372
	<i>Star Wars IV</i>	5.396	0.391	6.355	0.686	0.400
	<i>Star Wars V</i>	6.660	0.468	3.602	0.480	0.358
	<i>The Firm</i>	5.564	0.456	4.405	0.490	0.269
	<i>Terminator I</i>	7.315	0.433	4.261	0.623	0.335
	<i>Total Recall</i>	6.118	0.376	3.341	0.409	0.262
	<i>Aladdin</i>	9.765	0.438	4.170	0.814	0.580
	<i>Cinderella</i>	7.336	0.444	7.982	1.171	0.405
	<i>Baseball with Comm</i>	6.998	0.359	3.440	0.481	0.364
	<i>Snowboard with Comm</i>	9.672	0.395	4.687	0.907	0.510
	<i>Oprah w/o Comm</i>	7.588	0.350	3.583	0.544	0.275
	<i>Tonight Show w/o Comm</i>	6.108	0.444	4.476	0.547	0.303
	<i>Lecture-Gupta</i>	8.276	0.346	2.980	0.493	0.413
	<i>Lecture-Reisslein</i>	9.873	0.381	3.632	0.717	0.402
QCIF	<i>Citizen Kane</i>	7.829	0.191	3.224	0.505	0.237
R.C.	<i>Die Hard I</i>	8.510	0.176	2.180	0.371	0.276

Table 14: *continued*

Enc. M.	Video	GoP Size			Bit Rate	Corr.
		Mean	CoV	Peak/Mean	Peak	Corr.
		\bar{Y} [kbyte]	CoV_Y	Y_{max}/\bar{Y}	Y_{max}/T [Mbps]	$\rho_{he}^{(G)}$
128 kbps	<i>Jurassic Park I</i>	8.632	0.277	3.844	0.664	0.149
	<i>Silence of the Lambs</i>	7.977	0.205	4.866	0.776	0.178
	<i>Star Wars IV</i>	8.096	0.178	4.071	0.659	0.336
	<i>Star Wars V</i>	8.820	0.230	2.689	0.474	0.187
	<i>The Firm</i>	8.083	0.202	2.997	0.484	0.265
	<i>Terminator I</i>	9.236	0.249	3.382	0.625	0.190
	<i>Total Recall</i>	8.412	0.181	2.468	0.415	0.310
	<i>Aladdin</i>	11.054	0.319	3.535	0.781	0.241
	<i>Cinderella</i>	9.305	0.279	6.430	1.197	0.296
	<i>Baseball with Comm</i>	9.186	0.199	2.647	0.486	0.254
	<i>Snowboard with Comm</i>	11.021	0.274	4.350	0.959	0.231
	<i>Oprah w/o Comm</i>	9.717	0.222	3.037	0.590	0.167
	<i>Tonight Show w/o Comm</i>	8.475	0.232	3.283	0.556	0.204
	<i>Lecture-Gupta</i>	10.276	0.176	2.311	0.475	0.228
	<i>Lecture-Reisslein</i>	11.119	0.211	2.268	0.504	0.111
	QCIF	<i>Citizen Kane</i>	14.116	0.080	1.907	0.538
R.C.	<i>Die Hard I</i>	14.799	0.088	1.552	0.459	0.315
256 kbps	<i>Jurassic Park I</i>	14.624	0.127	2.524	0.738	0.205
	<i>Silence of the Lambs</i>	14.292	0.091	2.926	0.836	0.194
	<i>Star Wars IV</i>	14.355	0.076	2.317	0.665	0.360
	<i>Star Wars V</i>	14.816	0.096	1.897	0.562	0.290
	<i>The Firm</i>	14.285	0.085	1.839	0.525	0.326
	<i>Terminator I</i>	15.305	0.127	2.349	0.719	0.246
	<i>Total Recall</i>	14.638	0.089	1.714	0.502	0.331
	<i>Aladdin</i>	16.592	0.168	2.777	0.922	0.267
	<i>Cinderella</i>	15.347	0.143	4.032	1.238	0.260
	<i>Baseball with Comm</i>	15.297	0.103	1.854	0.567	0.253
	<i>Snowboard with Comm</i>	16.639	0.146	3.167	1.054	0.290
	<i>Oprah w/o Comm</i>	15.734	0.119	2.010	0.632	0.188
	<i>Tonight Show w/o Comm</i>	14.486	0.103	2.131	0.617	0.249
	<i>Lecture-Gupta</i>	16.044	0.066	1.678	0.538	0.309
	<i>Lecture-Reisslein</i>	16.584	0.083	2.116	0.702	0.174

3 Analysis of Video Quality

In this section we study the video quality of the base layer stream and the aggregate (base + enhancement layer) stream. This quality analysis focuses on the quality of the luminance component.

3.1 Base Layer Quality

We first consider the base layer. Recall that $Q_n^{b,Y}$, $n = 0, \dots, N - 1$, denotes the PSNR quality (in dB) of the luminance component in frame n . For convenience, we write Q_n^b for $Q_n^{b,Y}$, and M_n^b for the corresponding MSE quality, i.e., $M_n^b = p^2 / (10^{(Q_n/10)})$.

Table 15 gives the average qualities (\bar{Q}^b), the coefficients of quality variation ($CoQV^b$ and $CoQV^{tb}$), and the quality ranges ($Q_{\min}^{\max,b}$) for the decoded base layer stream. The quality statistics are provided for the frame-level and the GoP-level.

Table 15: Overview of quality statistics of base layer of temporal scalable encoded video

Enc. M.	Video	Frame Level				GoP level		
		\bar{Q}^b	$CoQV^b$	$CoQV^{tb}$	$Q_{\min}^{\max,b}$	$CoQC^{(G),b}$	$CoQV^{(G),b}$	$Q_{\min}^{\max,(G),b}$
QCIF	<i>Citizen Kane</i>	27.107	4.731	0.176	48.584	2.294	0.125	33.018
H.Q.	<i>Die Hard I</i>	23.029	2.543	0.248	46.535	1.311	0.182	28.672
No R.C.	<i>Jurassic Park I</i>	24.882	2.725	0.215	41.584	1.394	0.15	30.544
	<i>Silence of the Lambs</i>	27.623	3.182	0.168	44.522	1.717	0.118	28.047
	<i>Star Wars IV</i>	25.137	3.678	0.203	49.056	1.562	0.148	27.417
	<i>Star Wars V</i>	24.894	4.144	119.176		2.012	79.682	43.548
	<i>The Firm</i>	25.89	3.435	0.188	41.199	1.602	0.132	27.468
	<i>Terminator I</i>	22.119	2.959	0.272	49.515	1.428	0.207	37.210
	<i>Total Recall</i>	23.937	2.962	0.227	47.17	1.447	0.164	27.215
	<i>Aladdin</i>	21.253	2.497	0.278	46.696	1.228	0.213	26.338
	<i>Cinderella</i>	22.783	2.695	0.248	36.444	1.314	0.189	29.511
	<i>Baseball with Comm</i>	22.735	3.351	0.243	63.502	1.679	0.17	31.996
	<i>Snowboard with Comm</i>	20.944	2.292	0.298	48.142	1.184	0.215	26.922
	<i>Oprah w/o Comm</i>	25.069	2.377	0.205	44.45	1.231	0.13	25.067
	<i>Tonight Show w/o Comm</i>	27.584	3.137	0.255	41.749	1.852	0.239	34.008
	<i>Lecture-Gupta</i>	28.072	2.393	0.157	37.137	1.168	0.074	27.288
	<i>Lecture-Reisslein</i>	26.837	1.504	0.2	42.672	0.873	0.14	34.828
QCIF	<i>Jurassic Park I</i>	24.437	2.406	0.165	36.305	1.231	0.117	29.096
H.-M.Q.	<i>Star Wars IV</i>	24.845	3.402	0.168	42.186	1.45	0.124	25.680
No R.C.	<i>The Firm</i>	25.454	3.063	0.152	36.991	1.43	0.114	26.456
	<i>Tonight Show w/o Comm</i>	26.809	2.587	0.234	37.773	1.541	0.227	29.750
QCIF	<i>Citizen Kane</i>	26.254	3.85	0.14	42.501	1.864	0.11	32.816
M.Q.	<i>Die Hard I</i>	22.797	2.378	0.199	40.334	1.227	0.142	27.186
No R.C.	<i>Jurassic Park I</i>	24.283	2.313	0.16	36.305	1.189	0.117	29.052
	<i>Silence of the Lambs</i>	27.047	2.726	0.139	37.674	1.49	0.11	27.118
	<i>Star Wars IV</i>	24.744	3.327	0.165	42.192	1.416	0.124	25.576
	<i>Star Wars V</i>	23.789	2.991	0.181	41.598	1.389	0.144	33.198
	<i>The Firm</i>	25.32	2.958	0.15	36.989	1.386	0.116	26.464
	<i>Terminator I</i>	21.906	2.784	0.214	44.323	1.34	0.157	33.469
	<i>Total Recall</i>	23.605	2.704	0.18	40.51	1.327	0.131	26.083
	<i>Aladdin</i>	21.093	2.362	0.215	39.898	1.168	0.156	25.327
	<i>Cinderella</i>	22.523	2.491	0.194	35.533	1.224	0.139	29.057
	<i>Baseball with Comm</i>	22.474	3.122	0.19	63.49	1.569	0.139	31.928
	<i>Snowboard with Comm</i>	20.797	2.172	0.229	42.241	1.127	0.164	26.623
	<i>Oprah w/o Comm</i>	24.572	2.051	0.128	41.619	1.076	0.09	24.593
	<i>Tonight Show w/o Comm</i>	26.62	2.462	0.241	37.773	1.48	0.235	29.797
	<i>Lecture-Gupta</i>	26.768	1.731	0.08	36.764	0.879	0.053	26.433
	<i>Lecture-Reisslein</i>	25.817	1.133	0.168	37.761	0.734	0.155	29.981
QCIF	<i>Jurassic Park I</i>	23.422	1.829	0.132	34.316	0.947	0.102	27.297
M.-L.Q.	<i>Star Wars IV</i>	24.136	2.859	0.146	38.707	1.221	0.114	24.545
No R.C.	<i>The Firm</i>	24.431	0.848	0.132	34.188	0.980	0.108	24.984
	<i>Tonight Show w/o Comm</i>	25.067	1.681	0.264	37.113	1.072	0.262	29.290
QCIF	<i>Citizen Kane</i>	24.583	2.574	0.12	40.032	1.261	0.103	32.118
L.Q.	<i>Die Hard I</i>	22.165	1.992	0.16	35.521	1.031	0.115	24.975
No R.C.	<i>Jurassic Park I</i>	23.081	1.675	0.126	34.212	0.871	0.1	26.905
	<i>Silence of the Lambs</i>	25.828	1.993	0.123	33.875	1.14	0.106	25.291
	<i>Star Wars IV</i>	23.858	2.673	0.142	36.486	1.154	0.112	24.442

Table 15: *continued*

Enc. M.	Video	Frame Level				GoP level			
		\bar{Q}^b	$CoQV^b$	$CoQV'^b$	$Q_{min}^{max,b}$	$CoQC^{(G),b}$	$CoQV'^{(G),b}$	$Q_{min}^{max,(G),b}$	
	<i>Star Wars V</i>	22.945	2.416	0.161	37.131	1.147	0.137	28.987	
	<i>The Firm</i>	24.088	2.162	0.13	33.713	1.04	0.108	24.612	
	<i>Terminator I</i>	21.377	2.414	0.176	39.727	1.165	0.132	32.002	
	<i>Total Recall</i>	22.812	2.21	0.147	34.88	1.088	0.11	24.099	
	<i>Aladdin</i>	20.581	2.036	0.177	35.982	1.024	0.134	24.161	
	<i>Cinderella</i>	21.828	2.052	0.155	34.44	1.015	0.115	27.889	
	<i>Baseball with Comm</i>	21.798	2.635	0.16	46.899	1.318	0.123	31.532	
	<i>Snowboard with Comm</i>	20.279	1.878	0.183	39.852	0.972	0.137	25.693	
	<i>Oprah w/o Comm</i>	23.362	1.473	0.094	41.818	0.789	0.074	23.775	
	<i>Tonight Show w/o Comm</i>	24.564	1.494	0.283	38.231	0.989	0.282	30.179	
	<i>Lecture-Gupta</i>	23.346	0.794	0.072	37.047	0.471	0.068	26.882	
	<i>Lecture-Reisslein</i>	23.274	0.71	0.172	36.469	0.579	0.17	28.752	
	QCIF	<i>Citizen Kane</i>	25.76	3.434	0.16	50.825	1.726	0.143	32.721
	R.C.	<i>Die Hard I</i>	22.55	2.213	0.194	48.358	1.169	0.154	28.192
64 kbps	<i>Jurassic Park I</i>	23.64	1.953	0.161	37.721	1.045	0.136	30.301	
	<i>Silence of the Lambs</i>	26.853	2.591	0.158	47.586	1.495	0.137	27.90	
	<i>Star Wars IV</i>	24.468	3.103	0.174	48.765	1.363	0.145	27.266	
	<i>Star Wars V</i>	23.347	2.675	0.204	49.347	1.274	0.168	34.188	
	<i>The Firm</i>	24.862	2.646	0.164	38.528	1.301	0.142	27.25	
	<i>Terminator I</i>	21.613	2.574	0.21	51.49	1.257	0.172	34.451	
	<i>Total Recall</i>	23.267	2.486	0.181	47.667	1.246	0.149	27.186	
	<i>Aladdin</i>	20.653	2.08	0.195	40.538	1.054	0.156	25.550	
	<i>Cinderella</i>	22.131	2.226	0.185	40.523	1.119	0.147	29.249	
	<i>Baseball with Comm</i>	22.103	2.853	0.185	59.814	1.443	0.151	31.689	
	<i>Snowboard with Comm</i>	20.35	1.909	0.205	44.257	1	0.159	26.964	
	<i>Oprah w/o Comm</i>	23.88	1.695	0.114	42.168	0.931	0.093	24.470	
	<i>Tonight Show w/o Comm</i>	25.504	1.875	0.343	43.595	1.228	0.343	36.004	
	<i>Lecture-Gupta</i>	24.552	1.107	0.091	39.339	0.696	0.084	27.203	
<i>Lecture-Reisslein</i>	23.735	0.826	0.213	44.409	0.678	0.21	36.270		
QCIF	<i>Citizen Kane</i>	26.538	4.127	0.166	53.018	2.044	0.139	32.753	
R.C.	<i>Die Hard I</i>	22.86	2.421	0.215	53.448	1.254	0.162	28.659	
128 kbps	<i>Jurassic Park I</i>	24.276	2.313	0.178	38.432	1.209	0.141	30.092	
	<i>Silence of the Lambs</i>	27.292	2.892	0.161	50.02	1.622	0.13	28.024	
	<i>Star Wars IV</i>	24.864	3.424	0.185	52.005	1.476	0.146	27.468	
	<i>Star Wars V</i>	23.781	2.99	0.211	52.059	1.404	0.167	34.448	
	<i>The Firm</i>	25.42	3.041	0.17	40.937	1.454	0.138	27.131	
	<i>Terminator I</i>	21.915	2.785	0.233	54.978	1.354	0.184	35.685	
	<i>Total Recall</i>	23.677	2.772	0.196	51.874	1.364	0.152	27.128	
	<i>Aladdin</i>	20.976	2.284	0.217	45.56	1.15	0.17	25.542	
	<i>Cinderella</i>	22.501	2.463	0.206	37.192	1.224	0.159	28.937	
	<i>Baseball with Comm</i>	22.459	3.12	0.199	63.475	1.568	0.152	31.660	
	<i>Snowboard with Comm</i>	20.688	2.102	0.236	49.709	1.1	0.179	26.871	
	<i>Oprah w/o Comm</i>	24.469	1.988	0.134	44.857	1.07	0.103	24.853	
	<i>Tonight Show w/o Comm</i>	26.54	2.411	0.306	44.027	1.506	0.304	35.627	
	<i>Lecture-Gupta</i>	26.19	1.553	0.091	37.873	0.881	0.074	26.993	
<i>Lecture-Reisslein</i>	25.156	1.041	0.19	45.216	0.766	0.183	35.721		
QCIF	<i>Citizen Kane</i>	26.962	4.577	0.179	57.526	2.227	0.139	32.420	
R.C.	<i>Die Hard I</i>	22.972	2.497	0.235	55.339	1.296	0.174	28.646	
256 kbps	<i>Jurassic Park I</i>	24.65	2.551	0.198	41.559	1.321	0.148	29.978	
	<i>Silence of the Lambs</i>	27.508	3.088	0.172	52.62	1.681	0.129	27.914	
	<i>Star Wars IV</i>	25.046	3.598	0.2	55.419	1.532	0.151	27.650	
	<i>Star Wars V</i>	24.006	3.175	0.224	54.91	1.472	0.171	34.351	
	<i>The Firm</i>	25.719	3.288	0.181	45.887	1.55	0.138	27.181	
	<i>Terminator I</i>	22.052	2.905	0.256	58.091	1.405	0.199	37.043	
	<i>Total Recall</i>	23.847	2.902	0.214	54.475	1.421	0.159	26.866	
	<i>Aladdin</i>	21.144	2.402	0.237	50.88	1.197	0.182	26.028	
	<i>Cinderella</i>	22.677	2.6	0.226	38.899	1.278	0.173	28.754	
	<i>Baseball with Comm</i>	22.623	3.245	0.218	63.463	1.632	0.158	31.428	
	<i>Snowboard with Comm</i>	20.842	2.218	0.261	53.537	1.149	0.192	26.604	
	<i>Oprah w/o Comm</i>	24.8	2.199	0.159	45.318	1.16	0.114	24.901	
	<i>Tonight Show w/o Comm</i>	27.182	2.844	0.278	44.412	1.713	0.273	35.106	
	<i>Lecture-Gupta</i>	27.255	1.969	0.107	40.319	1.013	0.066	26.799	
<i>Lecture-Reisslein</i>	26.072	1.234	0.181	45.36	0.801	0.161	35.095		

For the encodings without rate control we observe that the average qualities of the base layer are significantly (5–10 dB) smaller than the average qualities of the corresponding single layer encodings (see Table 6 of Part 2). Also, the alternative coefficients of variation of the base layer are roughly one order of magnitude larger than for the single layer encodings. The quality range of the base layer is also significantly larger. Thus, we conclude that skipping the B frames reduces the video quality quite significantly with respect to the single layer encodings. In particular, the temporal base layer has significant variations in the displayed video quality

since only every third frame is decoded and is displayed in place of the missing frames in between. The reduction in quality with respect to the single layer encodings is not as severe for the rate-controlled sequences. There are two effects at work here. First, the base layer (i.e., the I and P frames) is allocated the full target bit rate in the temporal scalable encodings, whereas the target bit rate needs to accommodate all frame types (I, P as well as B frames) in the single layer encodings. Thus, in the temporal scalable encoder, more bits can be allocated to the I and P frames, i.e., these are encoded at a higher quality.

The second effect is again the skipping of the B frames, which reduces the quality of the displayed video. As we note by comparing the Table 13 here with Table 6 in Part 2, this second effect dominates, especially for the 64 kbps and 128 kbps base layer encodings.

Figure 26 gives the video frame qualities Q_n^b (in dB) as a function of the frame number n . These plots clearly illustrate the severe impact of the missing B frames on the video quality. This effect becomes especially apparent by comparing these plots here with the corresponding single layer plots in Figure 11 of Part 2.

Figure 27 gives the histogram of the frame qualities Q_n^b . Figure 28 gives the MSE autocorrelation coefficient $\rho_M(k)$ as a function of lag k (in frames). All of the $\rho_M(k)$ plots exhibit periodic spikes that are spaced 3 frames apart. These periodic spikes are due to the fact that every third frame is actually a decoded I or P frame — giving a relatively high PSNR — whereas the two frames in between are approximated by the preceding decoded frame, giving relatively low PSNR. From these plots and also the plots in Figure 29, which give the MSE autocorrelation coefficient $\rho_M^{(G)}(k)$ as a function of the lag k (in GoPs), we observe that the MSE autocorrelations of the base layer drop off relatively quickly to levels around 0.1 for lags of 100 GoPs. This is in contrast to the MSE autocorrelations of the single layer encodings, (see Figure 13 of Part 2) which drop off more slowly and remain at higher levels for large lags.

3.2 Quality of Aggregate Video Stream

We now proceed to study the quality of the aggregate stream. Recall that $Q_n^{e,Y}$, $n = 0, \dots, N - 1$, denotes the improvement in the PSNR quality (in dB) of the luminance component in frame n , achieved by adding the enhancement layer. We denote Q_n^{agg} , $n = 0, \dots, N - 1$, for the PSNR quality (in dB) of the luminance component in the decoded aggregate stream. By definition, $Q_n^{\text{agg}} = Q_n^b + Q_n^e$, $n = 0, \dots, N - 1$. We denote M_n^{agg} , $n = 0, \dots, N - 1$, for the corresponding MSE quality.

Table 16 gives the average qualities (\bar{Q}^{agg}), the coefficients of quality variation ($CoQV^{\text{agg}}$), and the quality ranges ($Q_{\min}^{\text{max,agg}}$) for the decoded base layer stream. The quality statistics are provided for the frame-level and the GoP-level.

Table 16: Overview of quality statistics of the aggregate stream of temporal scalable encoded video

Enc. M.	Video	Frame Level				GoP level		
		\bar{Q}^{agg}	$CoQV^{\text{agg}}$	$CoQV'^{\text{agg}}$	$Q_{\min}^{\text{max,agg}}$	$CoQC^{(G),\text{agg}}$	$CoQV^{(G),\text{agg}}$	$Q_{\min}^{\text{max,(G),agg}}$
QCIF	<i>Citizen Kane</i>	37.64	0.487	0.03	31.76	0.263	0.026	17.008
H.Q.	<i>Die Hard I</i>	36.685	0.22	0.021	28.501	0.124	0.015	18.572
No R.C.	<i>Jurassic Park I</i>	36.565	0.197	0.026	15.013	0.158	0.02	6.000
	<i>Silence of the Lambs</i>	37.107	0.186	0.023	18.689	0.161	0.02	12.566
	<i>Star Wars IV</i>	37.078	0.221	0.034	22.773	0.194	0.03	11.960
	<i>Star Wars V</i>	35.991	17.159	0.051	50.579	7.011	0.048	41.750
	<i>The Firm</i>	36.721	0.162	0.02	17.324	0.122	0.014	7.939
	<i>Terminator I</i>	37.055	0.62	0.03	32.554	0.276	0.024	23.130
	<i>Total Recall</i>	36.65	0.166	0.02	26.262	0.112	0.014	11.889
	<i>Aladdin</i>	36.032	0.163	0.024	13.545	0.109	0.016	7.964
	<i>Cinderella</i>	36.328	0.74	0.021	26.737	0.349	0.013	17.791
	<i>Baseball with Comm</i>	35.996	0.205	0.025	42.467	0.124	0.018	12.087
	<i>Snowboard with Comm</i>	36.309	0.53	0.029	34.272	0.243	0.021	21.046
	<i>Oprah w/o Comm</i>	35.691	0.165	0.023	13.792	0.111	0.015	4.438
	<i>Tonight Show w/o Comm</i>	37.676	0.594	0.13	22.365	0.574	0.129	12.420
	<i>Lecture-Gupta</i>	36.215	0.164	0.023	7.186	0.105	0.014	5.899
	<i>Lecture-Reisslein</i>	35.992	0.748	0.045	34.134	0.37	0.041	26.002

Table 16: *continued*

Enc. M.	Video	Frame Level				GoP level		
		\bar{Q}^{agg}	$CoQV^{agg}$	$CoQV^{1agg}$	$Q_{min}^{max,agg}$	$CoQC^{(G),agg}$	$CoQV^{(G),agg}$	$Q_{min}^{max,(G),agg}$
QCIF	<i>Jurassic Park I</i>	30.786	0.353	0.054	20.109	0.336	0.052	12.430
H.-M.Q.	<i>Star Wars IV</i>	32.459	0.914	0.05	35.838	0.402	0.048	22.493
No R.C.	<i>The Firm</i>	31.758	0.359	0.047	16.451	0.346	0.045	10.734
	<i>Tonight Show w/o Comm</i>	31.834	0.616	0.165	18.966	0.607	0.165	15.835
QCIF	<i>Citizen Kane</i>	31.052	0.661	0.067	34.133	0.462	0.062	21.789
M.Q.	<i>Die Hard I</i>	30.843	0.43	0.051	28.654	0.312	0.043	17.678
No R.C.	<i>Jurassic Park I</i>	29.463	0.465	0.068	22.522	0.42	0.062	15.611
	<i>Silence of the Lambs</i>	31.892	0.577	0.064	24.519	0.544	0.061	16.753
	<i>Star Wars IV</i>	31.387	1.207	0.059	38.146	0.507	0.054	23.355
	<i>Star Wars V</i>	29.989	0.491	0.083	29.079	0.437	0.078	18.598
	<i>The Firm</i>	30.666	0.49	0.061	17.309	0.45	0.057	12.704
	<i>Terminator I</i>	30.21	1.05	0.068	39.179	0.485	0.059	25.839
	<i>Total Recall</i>	30.637	0.549	0.054	30.294	0.362	0.047	16.039
	<i>Aladdin</i>	28.893	0.553	0.058	31.986	0.338	0.047	15.916
	<i>Cinderella</i>	29.868	0.418	0.053	26.65	0.324	0.044	18.148
	<i>Baseball with Comm</i>	29.651	0.545	0.06	54.754	0.352	0.053	20.058
	<i>Snowboard with Comm</i>	28.988	0.48	0.074	28.438	0.409	0.064	14.783
	<i>Oprah w/o Comm</i>	28.473	0.326	0.053	25.34	0.282	0.045	12.530
	<i>Tonight Show w/o Comm</i>	30.682	0.683	0.185	20.991	0.654	0.184	18.747
	<i>Lecture-Gupta</i>	28.355	0.319	0.055	18.343	0.257	0.041	14.983
	<i>Lecture-Reisslein</i>	27.989	0.508	0.132	30	0.453	0.129	22.296
QCIF	<i>Jurassic Park I</i>	26.538	0.438	0.075	22.837	0.428	0.074	16.776
M.-L.Q.	<i>Star Wars IV</i>	28.748	1.127	0.07	36.829	0.54	0.068	23.582
No R.C.	<i>The Firm</i>	27.749	1.100	0.076	19.233	1.103	0.075	14.306
	<i>Tonight Show w/o Comm</i>	27.133	0.662	0.231	23.025	0.658	0.231	21.241
QCIF	<i>Citizen Kane</i>	26.909	0.542	0.082	33.695	0.472	0.08	23.160
L.Q.	<i>Die Hard I</i>	27.151	0.394	0.062	24.921	0.352	0.058	15.243
No R.C.	<i>Jurassic Park I</i>	25.682	0.447	0.08	22.615	0.44	0.078	17.430
	<i>Silence of the Lambs</i>	28.438	0.675	0.083	20.758	0.666	0.082	18.407
	<i>Star Wars IV</i>	27.89	1.033	0.074	34.936	0.547	0.072	23.203
	<i>Star Wars V</i>	26.605	0.549	0.102	25.603	0.529	0.1	17.950
	<i>The Firm</i>	26.902	0.555	0.082	21.491	0.548	0.081	15.322
	<i>Terminator I</i>	26.461	0.76	0.084	36.542	0.493	0.08	25.995
	<i>Total Recall</i>	27.032	0.432	0.066	25.233	0.388	0.063	15.437
	<i>Aladdin</i>	25.334	0.482	0.077	28.376	0.414	0.073	15.418
	<i>Cinderella</i>	26.109	0.403	0.065	26.53	0.38	0.063	19.590
	<i>Baseball with Comm</i>	26.299	0.452	0.078	37.748	0.398	0.074	19.526
	<i>Snowboard with Comm</i>	25.17	0.496	0.093	28.24	0.473	0.089	16.236
	<i>Oprah w/o Comm</i>	25.243	0.302	0.053	27.045	0.293	0.051	16.173
	<i>Tonight Show w/o Comm</i>	26.215	0.675	0.256	24.942	0.675	0.256	23.370
	<i>Lecture-Gupta</i>	23.855	0.314	0.065	21.977	0.307	0.064	20.018
	<i>Lecture-Reisslein</i>	24.06	0.523	0.158	28.512	0.517	0.158	22.154
QCIF	<i>Citizen Kane</i>	29.829	0.947	0.106	44.469	0.77	0.104	24.599
R.C.	<i>Die Hard I</i>	29.43	0.593	0.078	37.776	0.494	0.073	20.763
64 kbps	<i>Jurassic Park I</i>	27.625	0.621	0.099	25.515	0.564	0.096	19.303
	<i>Silence of the Lambs</i>	31.351	1.015	0.096	33.214	0.958	0.094	23.942
	<i>Star Wars IV</i>	30.391	1.439	0.09	46.216	0.74	0.086	27.963
	<i>Star Wars V</i>	28.487	0.769	0.143	34.732	0.693	0.14	24.078
	<i>The Firm</i>	29.316	0.806	0.098	21.177	0.758	0.095	16.456
	<i>Terminator I</i>	28.446	0.895	0.102	45.154	0.604	0.095	29.110
	<i>Total Recall</i>	29.195	0.682	0.085	39.803	0.546	0.081	17.514
	<i>Aladdin</i>	26.742	0.615	0.087	32.371	0.455	0.078	16.981
	<i>Cinderella</i>	28.049	0.566	0.081	30.802	0.488	0.076	20.071
	<i>Baseball with Comm</i>	28.102	0.596	0.088	50.146	0.484	0.082	19.472
	<i>Snowboard with Comm</i>	26.655	0.627	0.107	31.001	0.531	0.098	16.803
	<i>Oprah w/o Comm</i>	26.893	0.4	0.063	29.316	0.349	0.058	15.924
	<i>Tonight Show w/o Comm</i>	28.369	0.796	0.302	30.582	0.755	0.301	28.023
	<i>Lecture-Gupta</i>	26.042	0.505	0.076	24.431	0.448	0.07	19.213
	<i>Lecture-Reisslein</i>	25.732	0.649	0.184	35.905	0.58	0.182	29.275
QCIF	<i>Citizen Kane</i>	32.114	0.929	0.095	37.802	0.869	0.092	20.865
R.C.	<i>Die Hard I</i>	31.469	0.572	0.068	41.374	0.499	0.062	19.175
128 kbps	<i>Jurassic Park I</i>	29.481	0.707	0.096	22.925	0.675	0.093	19.383
	<i>Silence of the Lambs</i>	32.973	1.047	0.082	35.628	1	0.079	23.985
	<i>Star Wars IV</i>	32.286	1.126	0.08	45.808	0.737	0.074	25.037
	<i>Star Wars V</i>	30.144	0.779	0.131	33.135	0.732	0.127	23.900
	<i>The Firm</i>	31.165	0.818	0.086	23.073	0.783	0.083	16.298
	<i>Terminator I</i>	30.413	0.71	0.096	39.996	0.63	0.09	23.823
	<i>Total Recall</i>	31.158	0.719	0.074	42.924	0.559	0.07	17.538
	<i>Aladdin</i>	28.207	0.647	0.082	36.432	0.526	0.076	15.964
	<i>Cinderella</i>	29.845	0.618	0.076	27.038	0.546	0.071	19.898
	<i>Baseball with Comm</i>	29.717	0.611	0.076	54.937	0.484	0.071	21.618
	<i>Snowboard with Comm</i>	28.339	0.654	0.102	35.35	0.597	0.097	18.346
	<i>Oprah w/o Comm</i>	28.277	0.423	0.066	28.537	0.399	0.063	16.665
	<i>Tonight Show w/o Comm</i>	30.523	0.839	0.262	30.468	0.81	0.262	27.942
	<i>Lecture-Gupta</i>	27.847	0.5	0.068	22.548	0.466	0.063	19.266
	<i>Lecture-Reisslein</i>	27.275	0.632	0.162	36.701	0.601	0.161	29.266
QCIF	<i>Citizen Kane</i>	34.198	0.939	0.088	36.915	0.848	0.077	19.424
R.C.	<i>Die Hard I</i>	32.967	0.533	0.066	38.181	0.405	0.049	17.419
256 kbps	<i>Jurassic Park I</i>	31.397	0.76	0.09	24.689	0.702	0.081	18.639
	<i>Silence of the Lambs</i>	34.316	0.954	0.076	37.774	0.888	0.065	23.081
	<i>Star Wars IV</i>	33.745	0.727	0.077	40.218	0.603	0.062	21.531
	<i>Star Wars V</i>	31.67	0.731	0.122	35.326	0.655	0.112	22.265
	<i>The Firm</i>	32.842	0.767	0.077	25.835	0.701	0.067	16.155

Table 16: *continued*

Enc. M.	Video	Frame Level				GoP level		
		\bar{Q}^{agg}	$CoQV^{agg}$	$CoQV'^{agg}$	$Q_{min}^{max,agg}$	$CoQC^{(G),agg}$	$CoQV^{(G),agg}$	$Q_{min}^{max,(G),agg}$
	<i>Terminator I</i>	32.224	0.695	0.091	41.261	0.573	0.075	23.750
	<i>Total Recall</i>	32.72	0.599	0.07	41.391	0.467	0.055	15.765
	<i>Aladdin</i>	29.695	0.571	0.076	38.386	0.478	0.064	14.534
	<i>Cinderella</i>	31.455	0.676	0.074	29.127	0.544	0.061	20.721
	<i>Baseball with Comm</i>	31.008	0.507	0.075	46.342	0.413	0.06	17.641
	<i>Snowboard with Comm</i>	29.879	0.635	0.096	39.678	0.557	0.083	18.910
	<i>Oprah w/o Comm</i>	29.512	0.483	0.076	27.709	0.419	0.067	15.925
	<i>Tonight Show w/o Comm</i>	32.623	0.887	0.226	29.278	0.835	0.225	26.225
	<i>Lecture-Gupta</i>	29.282	0.47	0.073	22.808	0.384	0.053	17.379
	<i>Lecture-Reisslein</i>	28.639	0.59	0.146	31.091	0.531	0.141	25.332

For the encodings, without rate control we observe that the quality statistics of the aggregate streams match exactly the quality statistics of the corresponding single layer encodings.

For the encodings with rate control, we observe that the average quality increases by about 1.5–2 dB each time the base layer target bit rate is doubled from 64 kbps to 128 kbps and then from 128 kbps to 256 kbps. We also observe that the average PSNR qualities of the aggregate (base + enhancement layer) stream with a rate-controlled base layer are roughly 0.5–1.5 dB higher than the corresponding rate-controlled single layer streams.

Figure 30 gives the video frame qualities Q_n^{agg} (in dB) as a function of the frame number n . For the encodings without rate control the plots here match exactly the corresponding plots in Figure 11 of Part 2. For the encodings with rate control the plots here are very similar to the corresponding plots in Figure 11 of Part 2, the only apparent difference is that the plots here reach qualities that are just a few dB higher than in Figure 11 of Part 2. Similar observations hold for Figure 31 which gives the histogram of the frame qualities.

Figure 32 gives the MSE autocorrelation coefficient $\rho_M(k)$ as a function of lag k (in frames). Figure 33 gives the MSE autocorrelation coefficient $\rho_M^{(G)}(k)$ as a function of lag k (in GoPs). We observe that the frame MSE autocorrelation functions $\rho_M(k)$ have a pronounced GoP periodicity at the high and medium quality levels (without rate control). The frame MSE autocorrelation function $\rho_M(k)$ for the encodings with rate control exhibit a pronounced 3-frame periodicity. The GoP MSE autocorrelations are generally significant, but lower than for the corresponding single layer encodings.

4 Correlation between Frame Sizes and Qualities

Table 17 gives the correlation coefficients between the quality and the frame size, both for the base layer and the aggregate stream. Both the MSE quality-to-frame size correlation (ρ_{XM}) and the PSNR quality-to-frame size correlation (ρ_{XQ}) are provided, for the frame level and the GoP aggregation level.

We observe several interesting trends in the quality-traffic correlations. For instance, ρ_{XQ} at the frame level is positive throughout and decreases in magnitude as the quality level decreases. The corresponding $\rho_{XQ}^{(G)}$, on the other hand, are negative throughout, and tend to be close to -1 , especially for the lower quality levels. Similar trends can be observed for the other scenarios given in Table 17.

Overall, we conclude that there are non-trivial behaviors of the traffic-quality correlations in long encodings. We plan to study these in detail in future work. In particular, we plan to study the traffic and quality in conjunction with the video content features to uncover the fundamental characteristics of the traffic-quality correlations and their implications for video encoding and network transport.

Table 17: Correlation between quality and traffic for temporal scalable traces

Enc. M.	Video	Base Layer				Aggregate Stream			
		Frame Level		GoP level		Frame Level		GoP level	
		ρ_{XM}	ρ_{XQ}	$\rho_{XM}^{(G)}$	$\rho_{XQ}^{(G)}$	ρ_{XM}	ρ_{XQ}	$\rho_{XM}^{(G)}$	$\rho_{XQ}^{(G)}$
Q CIF	<i>Citizen Kane</i>	-0.106	0.466	0.437	-0.917	0.119	-0.179	0.623	-0.720
H.Q.	<i>Die Hard I</i>	-0.234	0.641	0.409	-0.567	-0.110	0.189	0.537	-0.559
No R.C.	<i>Jurassic Park I</i>	-0.204	0.604	0.360	-0.640	0.094	-0.050	0.718	-0.693

Table 17: *continued*

Enc. M.	Video	Base Layer				Aggregate Stream			
		Frame Level		GoP level		Frame Level		GoP level	
		ρ_{XM}	ρ_{XQ}	$\rho_{XM}^{(G)}$	$\rho_{XQ}^{(G)}$	ρ_{XM}	ρ_{XQ}	$\rho_{XM}^{(G)}$	$\rho_{XQ}^{(G)}$
	<i>Silence of the Lambs</i>	-0.151	0.465	0.568	-0.840	0.250	-0.200	0.767	-0.716
	<i>Star Wars IV</i>	-0.151	0.563	0.347	-0.678	0.066	-0.074	0.603	-0.529
	<i>Star Wars V</i>	-0.137	-inf	0.292	-0.001	0.003	-0.243	0.028	-0.586
	<i>The Firm</i>	-0.154	0.540	0.474	-0.797	-0.006	0.071	0.732	-0.714
	<i>Terminator I</i>	-0.199	0.621	0.370	-0.580	0.027	-0.047	0.315	-0.466
	<i>Total Recall</i>	-0.196	0.618	0.377	-0.637	-0.099	0.150	0.640	-0.628
	<i>Aladdin</i>	-0.252	0.733	0.509	-0.606	-0.345	0.341	0.069	-0.079
	<i>Cinderella</i>	-0.223	0.644	0.478	-0.571	0.043	0.075	0.324	-0.684
	<i>Baseball with Comm</i>	-0.184	0.713	0.227	-0.526	-0.052	0.062	0.586	-0.555
	<i>Snowboard with Comm</i>	-0.266	0.736	0.348	-0.429	0.016	-0.040	0.313	-0.464
	<i>Oprah w/o Comm</i>	-0.252	0.768	0.424	-0.741	0.075	-0.012	0.798	-0.790
	<i>Tonight Show w/o Comm</i>	-0.141	0.092	0.565	-1.000	0.573	-0.641	0.879	-0.868
	<i>Lecture-Gupta</i>	-0.237	0.898	0.344	-0.611	-0.208	0.266	0.623	-0.614
	<i>Lecture-Reisslein</i>	-0.366	0.638	0.574	-0.985	0.174	-0.500	0.554	-0.831
QCIF	<i>Jurassic Park I</i>	-0.159	0.348	0.460	-0.816	0.319	-0.282	0.744	-0.656
H.-M.Q.	<i>Star Wars IV</i>	-0.119	0.325	0.448	-0.872	0.099	-0.200	0.527	-0.574
No R.C.	<i>The Firm</i>	-0.113	0.254	0.558	-0.953	0.343	-0.317	0.801	-0.744
	<i>Tonight Show w/o Comm</i>	-0.096	-0.057	0.700	-0.997	0.409	-0.419	0.821	-0.758
QCIF	<i>Citizen Kane</i>	-0.071	0.225	0.526	-0.989	0.039	-0.015	0.831	-0.762
M.Q.	<i>Die Hard I</i>	-0.171	0.398	0.576	-0.885	-0.047	0.103	0.636	-0.616
No R.C.	<i>Jurassic Park I</i>	-0.137	0.322	0.486	-0.834	0.026	0.018	0.828	-0.718
	<i>Silence of the Lambs</i>	-0.092	0.179	0.688	-0.937	0.193	-0.146	0.845	-0.723
	<i>Star Wars IV</i>	-0.105	0.298	0.469	-0.895	0.014	0.018	0.584	-0.665
	<i>Star Wars V</i>	-0.112	0.261	0.512	-0.892	0.059	-0.065	0.824	-0.705
	<i>The Firm</i>	-0.098	0.234	0.577	-0.958	0.074	-0.041	0.869	-0.815
	<i>Terminator I</i>	-0.150	0.396	0.472	-0.833	0.022	-0.001	0.577	-0.676
	<i>Total Recall</i>	-0.140	0.356	0.540	-0.944	-0.012	0.055	0.686	-0.709
	<i>Aladdin</i>	-0.179	0.422	0.581	-0.862	-0.008	0.089	0.758	-0.789
	<i>Cinderella</i>	-0.159	0.385	0.613	-0.856	0.012	0.075	0.824	-0.774
	<i>Baseball with Comm</i>	-0.126	0.394	0.390	-0.842	-0.039	0.085	0.660	-0.658
	<i>Snowboard with Comm</i>	-0.192	0.454	0.464	-0.669	0.016	0.011	0.810	-0.780
	<i>Oprah w/o Comm</i>	-0.150	0.434	0.595	-0.943	-0.142	0.192	0.887	-0.845
	<i>Tonight Show w/o Comm</i>	-0.081	-0.040	0.710	-0.987	0.145	-0.209	0.910	-0.782
	<i>Lecture-Gupta</i>	-0.130	0.578	0.468	-0.900	-0.356	0.457	0.921	-0.830
	<i>Lecture-Reisslein</i>	-0.190	0.166	0.724	-0.877	-0.043	-0.059	0.940	-0.821
QCIF	<i>Jurassic Park I</i>	-0.122	0.190	0.632	-0.954	0.233	-0.186	0.522	-0.407
M.-L.Q.	<i>Star Wars IV</i>	-0.106	0.192	0.580	-0.991	0.106	-0.201	0.438	-0.446
No R.C.	<i>The Firm</i>	-0.087	0.105	0.707	-1.034	0.250	-0.230	0.570	-0.515
	<i>Tonight Show w/o Comm</i>	-0.034	-0.141	0.857	-0.886	0.346	-0.325	0.744	-0.685
QCIF	<i>Citizen Kane</i>	-0.059	0.061	0.646	-0.980	0.213	-0.205	0.537	-0.466
L.Q.	<i>Die Hard I</i>	-0.181	0.313	0.713	-1.000	0.174	-0.160	0.254	-0.232
No R.C.	<i>Jurassic Park I</i>	-0.119	0.170	0.666	-0.959	0.206	-0.164	0.403	-0.307
	<i>Silence of the Lambs</i>	-0.076	0.057	0.796	-0.954	0.310	-0.266	0.536	-0.444
	<i>Star Wars IV</i>	-0.107	0.175	0.612	-1.000	0.121	-0.212	0.393	-0.402
	<i>Star Wars V</i>	-0.104	0.116	0.652	-0.961	0.264	-0.252	0.529	-0.510
	<i>The Firm</i>	-0.086	0.087	0.733	-1.000	0.221	-0.206	0.455	-0.414
	<i>Terminator I</i>	-0.149	0.276	0.599	-0.999	0.167	-0.221	0.382	-0.382
	<i>Total Recall</i>	-0.143	0.246	0.672	-1.000	0.192	-0.189	0.311	-0.304
	<i>Aladdin</i>	-0.162	0.244	0.693	-1.000	0.274	-0.283	0.606	-0.578
	<i>Cinderella</i>	-0.151	0.242	0.720	-1.000	0.292	-0.257	0.571	-0.501
	<i>Baseball with Comm</i>	-0.126	0.262	0.553	-1.000	0.167	-0.169	0.300	-0.299
	<i>Snowboard with Comm</i>	-0.181	0.310	0.623	-0.889	0.190	-0.197	0.401	-0.410
	<i>Oprah w/o Comm</i>	-0.104	0.176	0.711	-0.985	0.153	-0.131	0.358	-0.298
	<i>Tonight Show w/o Comm</i>	-0.015	-0.158	0.883	-0.866	0.366	-0.340	0.742	-0.698
	<i>Lecture-Gupta</i>	-0.040	0.052	0.802	-0.869	0.075	-0.072	0.779	-0.689
	<i>Lecture-Reisslein</i>	-0.003	-0.085	0.948	-0.868	0.254	-0.258	0.890	-0.826
QCIF	<i>Citizen Kane</i>	-0.083	0.223	0.173	-0.077	0.191	-0.149	0.760	-0.571
R.C.	<i>Die Hard I</i>	-0.187	0.380	0.151	-0.090	0.213	-0.185	0.653	-0.593
64 kbps	<i>Jurassic Park I</i>	-0.145	0.271	0.181	-0.107	0.332	-0.294	0.776	-0.624

Table 17: *continued*

Enc. M.	Video	Base Layer				Aggregate Stream			
		Frame Level		GoP level		Frame Level		GoP level	
		ρ_{XM}	ρ_{XQ}	$\rho_{XM}^{(G)}$	$\rho_{XQ}^{(G)}$	ρ_{XM}	ρ_{XQ}	$\rho_{XM}^{(G)}$	$\rho_{XQ}^{(G)}$
	<i>Silence of the Lambs</i>	-0.128	0.276	0.223	-0.100	0.245	-0.154	0.792	-0.556
	<i>Star Wars IV</i>	-0.125	0.325	0.170	-0.131	0.108	-0.122	0.625	-0.505
	<i>Star Wars V</i>	-0.131	0.289	0.096	-0.056	0.334	-0.257	0.798	-0.571
	<i>The Firm</i>	-0.116	0.249	0.202	-0.131	0.260	-0.217	0.779	-0.665
	<i>Terminator I</i>	-0.160	0.365	0.180	-0.145	0.232	-0.295	0.696	-0.662
	<i>Total Recall</i>	-0.153	0.331	0.163	-0.112	0.223	-0.219	0.686	-0.641
	<i>Aladdin</i>	-0.181	0.333	0.385	-0.346	0.271	-0.341	0.735	-0.715
	<i>Cinderella</i>	-0.168	0.345	0.291	-0.182	0.275	-0.263	0.733	-0.657
	<i>Baseball with Comm</i>	-0.137	0.362	0.170	-0.147	0.223	-0.210	0.637	-0.566
	<i>Snowboard with Comm</i>	-0.203	0.421	0.282	-0.235	0.287	-0.336	0.723	-0.681
	<i>Oprah w/o Comm</i>	-0.135	0.300	0.212	-0.168	0.233	-0.233	0.760	-0.679
	<i>Tonight Show w/o Comm</i>	-0.113	0.054	0.202	-0.025	0.207	-0.142	0.594	-0.342
	<i>Lecture-Gupta</i>	-0.099	0.249	0.313	-0.180	0.127	-0.105	0.889	-0.769
	<i>Lecture-Reisslein</i>	-0.135	0.100	0.241	-0.085	0.329	-0.333	0.892	-0.
QCIF	<i>Citizen Kane</i>	-0.102	0.355	0.074	-0.036	0.012	0.086	0.702	-0.456
R.C.	<i>Die Hard I</i>	-0.217	0.509	0.037	-0.018	-0.070	0.160	0.497	-0.407
128 kbps	<i>Jurassic Park I</i>	-0.178	0.402	0.062	-0.038	0.090	-0.006	0.739	-0.510
	<i>Silence of the Lambs</i>	-0.158	0.416	0.054	-0.033	0.029	0.118	0.752	-0.453
	<i>Star Wars IV</i>	-0.148	0.465	0.080	-0.062	-0.023	0.168	0.618	-0.404
	<i>Star Wars V</i>	-0.160	0.426	0.037	-0.003	0.057	0.030	0.722	-0.470
	<i>The Firm</i>	-0.142	0.380	0.116	-0.093	0.022	0.080	0.705	-0.550
	<i>Terminator I</i>	-0.188	0.499	0.039	-0.016	0.045	0.029	0.629	-0.528
	<i>Total Recall</i>	-0.181	0.467	0.056	-0.051	-0.034	0.119	0.516	-0.458
	<i>Aladdin</i>	-0.214	0.471	0.123	-0.064	0.150	-0.103	0.745	-0.675
	<i>Cinderella</i>	-0.200	0.466	0.124	-0.056	0.065	0.029	0.722	-0.581
	<i>Baseball with Comm</i>	-0.163	0.507	0.045	-0.031	-0.038	0.119	0.486	-0.380
	<i>Snowboard with Comm</i>	-0.236	0.547	0.062	-0.022	0.142	-0.062	0.701	-0.591
	<i>Oprah w/o Comm</i>	-0.176	0.444	0.094	-0.069	0.034	0.011	0.796	-0.705
	<i>Tonight Show w/o Comm</i>	-0.144	0.114	0.098	-0.015	0.011	0.020	0.416	0.008
	<i>Lecture-Gupta</i>	-0.145	0.488	0.205	-0.065	-0.071	0.191	0.878	-0.741
	<i>Lecture-Reisslein</i>	-0.238	0.243	0.061	-0.005	0.077	-0.046	0.840	-0.534
QCIF	<i>Citizen Kane</i>	-0.121	0.516	0.012	-0.003	-0.192	0.360	0.606	-0.431
R.C.	<i>Die Hard I</i>	-0.245	0.636	-0.014	0.023	-0.414	0.545	0.419	-0.346
256 kbps	<i>Jurassic Park I</i>	-0.210	0.554	0.021	-0.008	-0.165	0.304	0.710	-0.479
	<i>Silence of the Lambs</i>	-0.184	0.571	0.001	-0.002	-0.189	0.440	0.682	-0.409
	<i>Star Wars IV</i>	-0.167	0.604	0.008	-0.005	-0.301	0.490	0.511	-0.339
	<i>Star Wars V</i>	-0.183	0.572	0.024	0.001	-0.243	0.297	0.575	-0.371
	<i>The Firm</i>	-0.168	0.540	0.041	-0.015	-0.226	0.406	0.611	-0.478
	<i>Terminator I</i>	-0.213	0.626	-0.000	0.016	-0.264	0.376	0.573	-0.479
	<i>Total Recall</i>	-0.206	0.606	0.009	-0.005	-0.348	0.487	0.448	-0.405
	<i>Aladdin</i>	-0.245	0.607	0.035	-0.006	-0.197	0.344	0.670	-0.583
	<i>Cinderella</i>	-0.228	0.591	0.020	0.010	-0.215	0.396	0.708	-0.570
	<i>Baseball with Comm</i>	-0.184	0.648	0.016	0.004	-0.419	0.507	0.375	-0.269
	<i>Snowboard with Comm</i>	-0.270	0.682	0.047	-0.006	-0.234	0.350	0.600	-0.488
	<i>Oprah w/o Comm</i>	-0.220	0.606	0.026	-0.010	-0.319	0.366	0.806	-0.747
	<i>Tonight Show w/o Comm</i>	-0.173	0.216	0.073	-0.011	-0.156	0.079	0.416	0.047
	<i>Lecture-Gupta</i>	-0.198	0.751	0.163	-0.051	-0.488	0.632	0.681	-0.540
	<i>Lecture-Reisslein</i>	-0.330	0.451	0.029	-0.000	-0.322	0.239	0.632	-0.352

Figures 34 and 35 give scatter plots of the tuples (X_n, Q_n) and $(X_n^{(12)}, Q_n^{(12)})$, respectively.

Figure 36 gives the rate-distortion plots, i.e., the average video quality (\bar{Q}) as a function of the average frame size (\bar{X}). The plots are obtained from the five different quality level encodings of the videos.

5 Discussion

As we have observed in the preceding sections, for the encodings without rate control, aggregating the base and enhancement layers gives video streams that are equivalent to the corresponding single layer stream studied in Part 2. In extensive numerical investigations, not detailed here due to space constraints, we have also verified that extracting the I and P frames out of a single layer encoding is equivalent to the base layer of a temporal scalable encoding. Extracting the B frames out of a single layer encoding gives a stream equivalent to the enhancement layer of a temporal scalable encoding. This is to be expected as temporal scalable encoding adds essentially no overhead.

Note that the above holds only for the encodings without rate control (i.e., when the quantization parameters are fixed for the entire duration of a given video). If rate control is employed for the base layer encoding, the obtained base layer is very different from the I and P frame sequence of a single layer encoding — both if it is done with or without rate control. Similarly, the enhancement layer obtained from an actual temporal scalable encoding with a rate-controlled base layer is quite different from the B frame sequence of a single layer encoding, even though the enhancement layer of the temporal scalable encoding is coded with fixed quantization parameters. In particular, the higher the base layer (target) bit rate, the lower the average enhancement layer bit rate. This is intuitive since the more information is accommodated in the base layer, the smaller the amount of information left over for the enhancement layer.

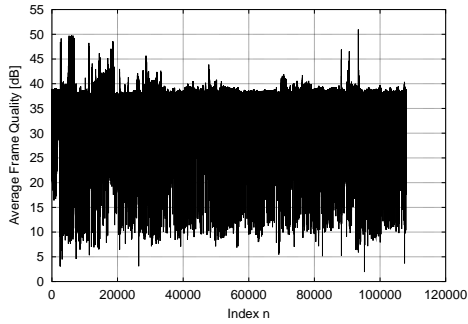
6 Conclusion

Our traces of temporal scalable encoded videos with rate control for the base layer provide realistic traffic data for evaluating the widely advocated networking scenario with a (nearly) constant bit rate base layer and a variable bit rate enhancement layer. The widely used TM5 rate control mechanism, which we also employed in our encodings, tries to stabilize the bit rate at the GoP time scale (while the bit rate at the frame time scale is quite variable). We therefore recommend to employ our traces in scenarios where the video traffic is smoothed over the individual frames in a GoP (which incurs a delay of only about 0.4 sec) or using some other

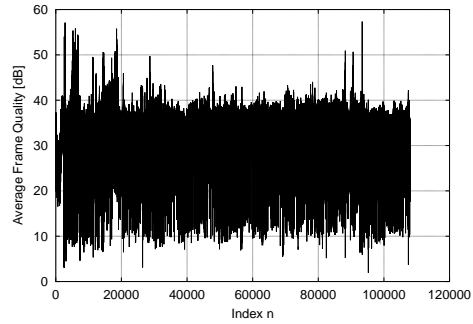
smoothing algorithm.

References

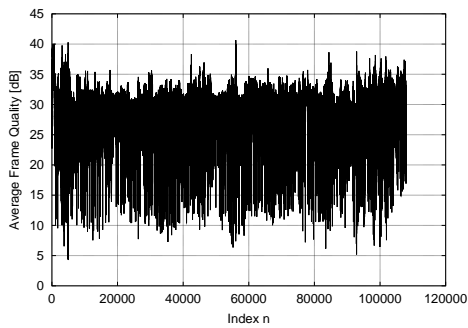
- [1] S. Shenker, C. Partridge, and R. Guerin, “Request for comments 2212: Specification of guaranteed quality of service,” Sept. 1997.
- [2] W. Feng and J. Rexford, “A comparison of bandwidth smoothing techniques for the transmission of prerecorded compressed video,” in *Proceedings of IEEE Infocom*, Kobe, Japan, Apr. 1997, pp. 58–67.
- [3] M. Krunz, “Bandwidth allocation strategies for transporting variable-bit-rate video traffic,” *IEEE Communications Magazine*, vol. 37, no. 1, pp. 40–46, Jan. 1999.
- [4] M. Reisslein and K. W. Ross, “High-performance prefetching protocols for VBR prerecorded video,” *IEEE Network*, vol. 12, no. 6, pp. 46–55, Nov/Dec 1998.
- [5] J. Salehi, Z. Zhang, J. Kurose, and D. Towsley, “Supporting stored video: Reducing rate variability and end-to-end resource requirements through optimal smoothing,” *IEEE/ACM Transactions on Networking*, vol. 6, no. 4, pp. 397–410, Aug. 1998.
- [6] T. Chiang and Y.Q. Zhang, “A new rate control scheme using quadratic rate distortion model,” *IEEE Transactions on Circuits and Systems for Video Technology*, vol. 7, no. 1, pp. 246–250, Feb. 1997.
- [7] W. Ding and B. Liu, “Rate control of MPEG video coding and recording by rate-quantization modeling,” *IEEE Transactions on Circuits and Systems for Video Technology*, vol. 6, no. 1, pp. 12–20, Feb. 1996.
- [8] H.M. Hang and J.J. Chen, “Source model for transform video coder and its applications,” *IEEE Transactions on Circuits and Systems for Video Technology*, vol. 7, no. 2, pp. 287–298, Apr. 1997.
- [9] Z. He and S. K. Mitra, “Optimum bit allocation and accurate rate control for video coding via ρ -domain source modeling,” *IEEE Transactions on Circuits and Systems for Video Technology*, vol. 12, no. 10, pp. 840–849, Oct. 2002.
- [10] J. Ribas-Corbera and S. Lei, “Rate control in DCT video coding for low-delay communications,” *IEEE Transactions on Circuits and Systems for Video Technology*, vol. 9, no. 1, pp. 172–185, Feb. 1999.



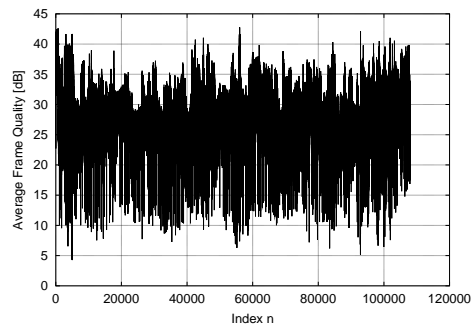
a) *Star Wars IV* with high quality



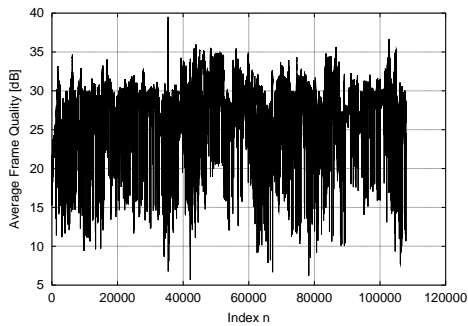
d) *Star Wars IV* with 256 kbps target bit rate



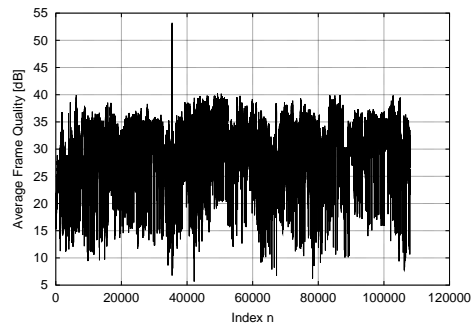
b) *Jurassic Park I* with medium quality



e) *Jurassic Park I* with 128 kbps target bit rate



c) *Silence of the Lambs* with low quality

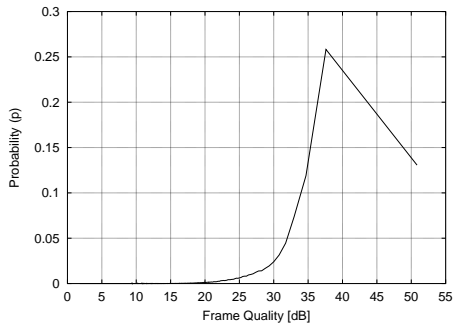


f) *Silence of the Lambs* with 64 kbps target bit rate

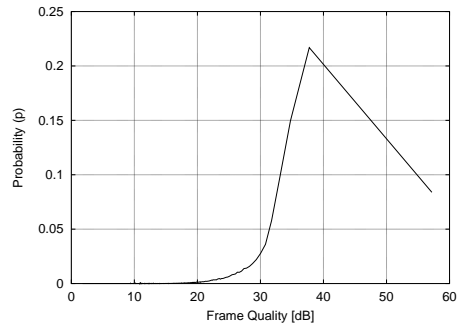
Encoding without rate control

Encoding with rate control

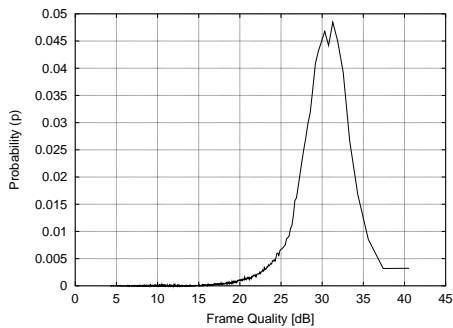
Figure 26: Video frame quality Q_n^b (in dB) as a function of the frame index n for the base layer of temporal scalable QCIF video.



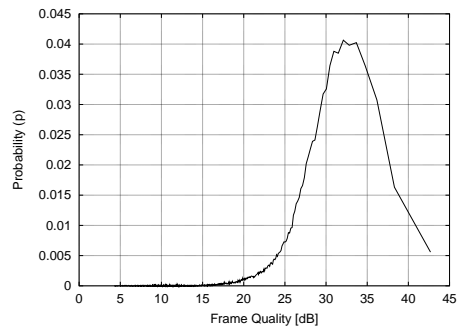
a) *Star Wars IV* with high quality



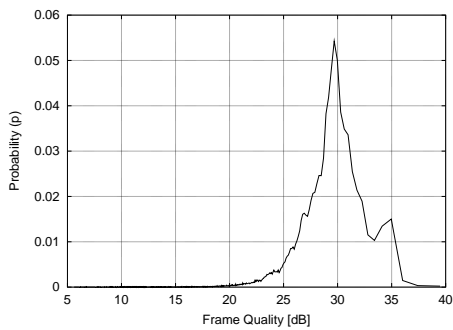
d) *Star Wars IV* with 256 kbps target bit rate



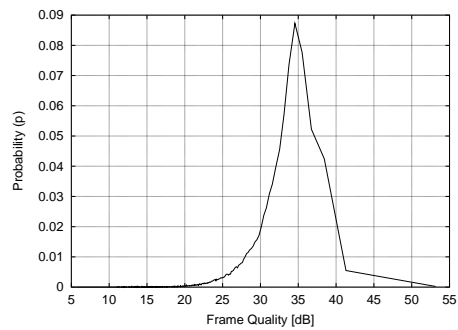
b) *Jurassic Park I* with medium quality



e) *Jurassic Park I* with 128 kbps target bit rate



c) *Silence of the Lambs* with low quality

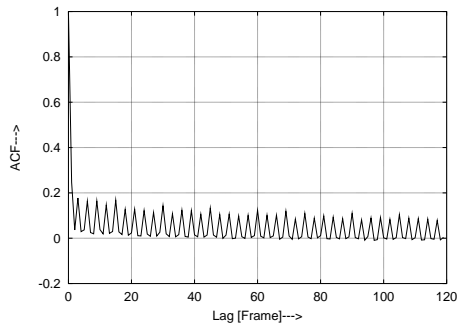


f) *Silence of the Lambs* with 64 kbps target bit rate

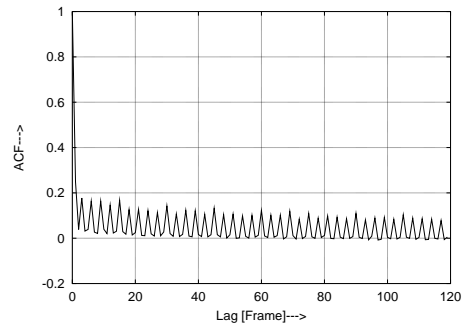
Encoding without rate control

Encoding with rate control

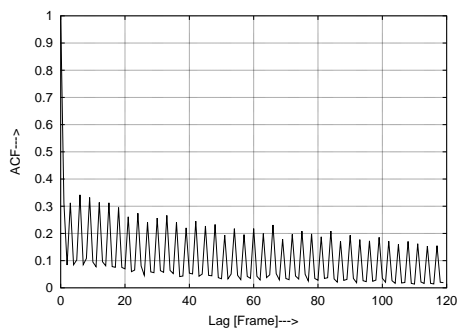
Figure 27: Histograms of video frame quality Q_n^b (in dB) of the base layer of temporal scalable QCIF video.



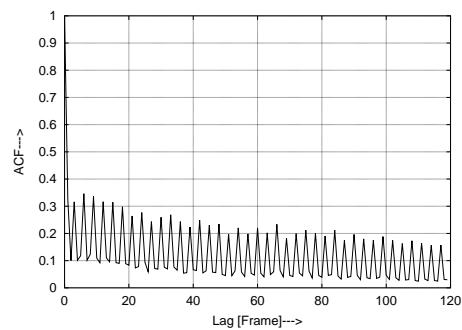
a) *Star Wars IV* with high quality



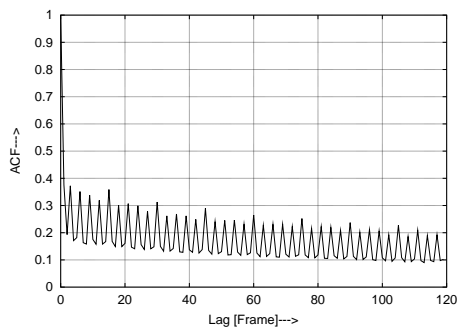
d) *Star Wars IV* with 256 kbps target bit rate



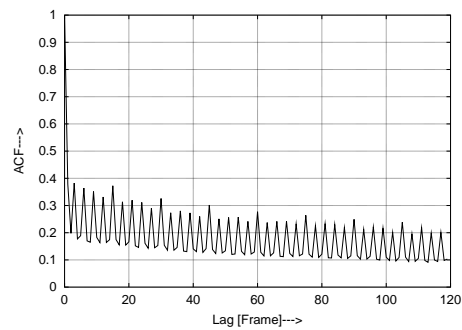
b) *Jurassic Park I* with medium quality



e) *Jurassic Park I* with 128 kbps target bit rate



c) *Silence of the Lambs* with low quality

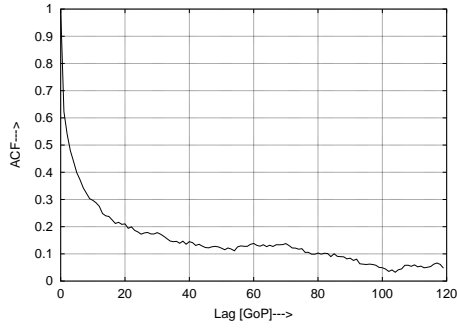


f) *Silence of the Lambs* with 64 kbps target bit rate

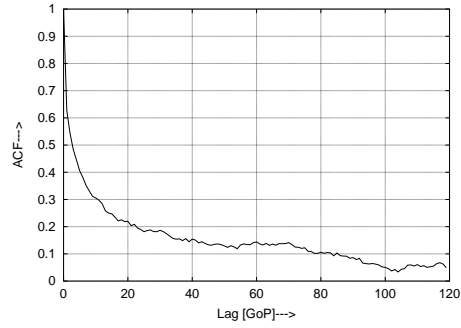
Encoding without rate control

Encoding with rate control

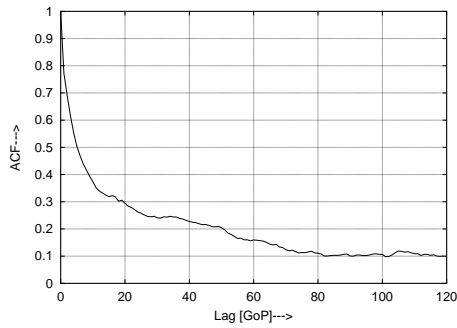
Figure 28: MSE autocorrelation coefficient $\rho_M(k)$ as as function of the lag k (in frames) for the base layer of temporal scalable QCIF video.



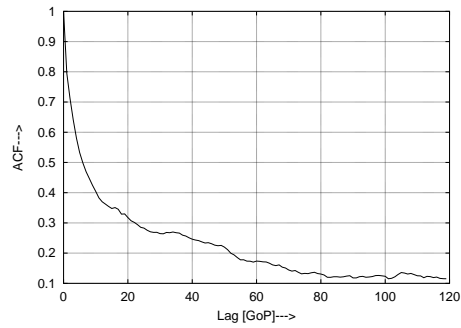
a) *Star Wars IV* with high quality



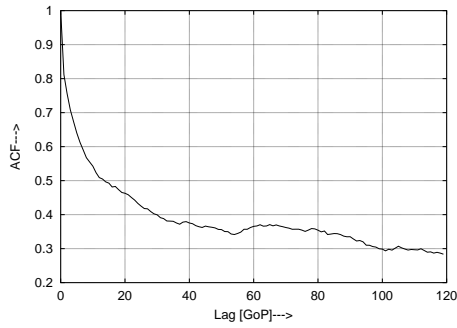
d) *Star Wars IV* with 256 kbps target bit rate



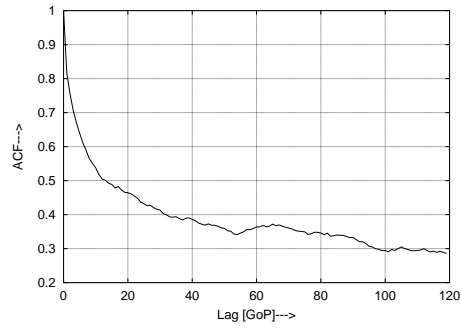
b) *Jurassic Park I* with medium quality



e) *Jurassic Park I* with 128 kbps target bit rate



c) *Silence of the Lambs* with low quality

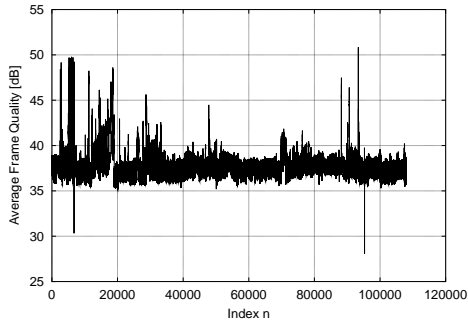


f) *Silence of the Lambs* with 64 kbps target bit rate

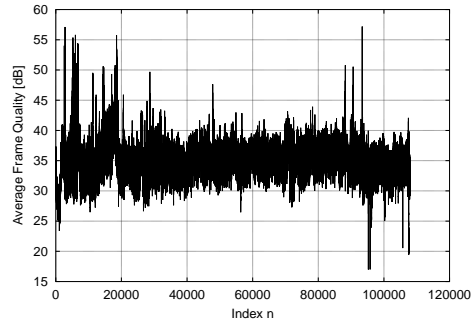
Encoding without rate control

Encoding with rate control

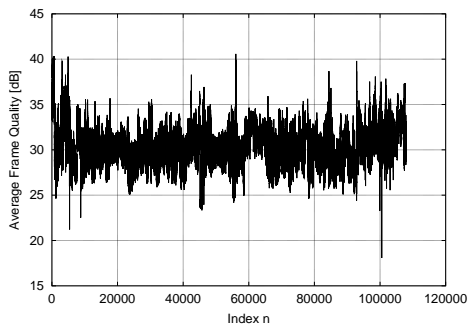
Figure 29: MSE autocorrelation coefficient $\rho_M^{(G)}(k)$ as a function of the lag k (in GoPs) for the base layer of temporal scalable QCIF video.



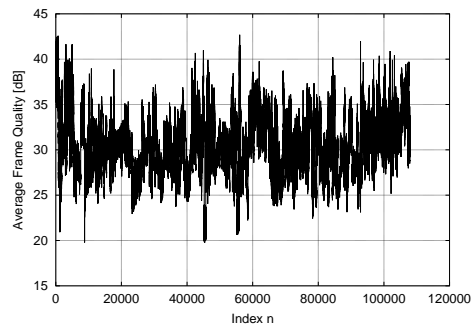
a) *Star Wars IV* with high quality



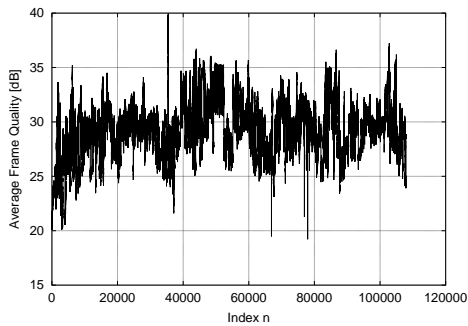
d) *Star Wars IV* with 256 kbps target bit rate



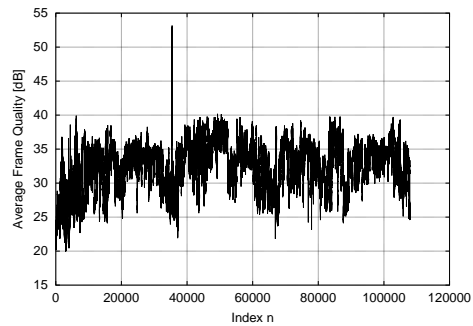
b) *Jurassic Park I* with medium quality



e) *Jurassic Park I* with 128 kbps target bit rate



c) *Silence of the Lambs* with low quality

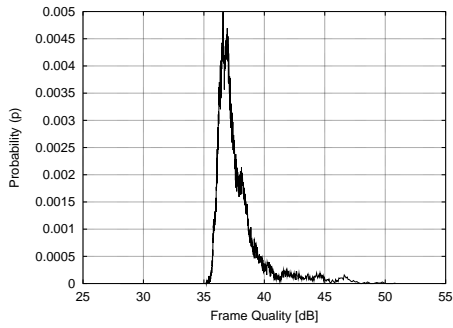


f) *Silence of the Lambs* with 64 kbps target bit rate

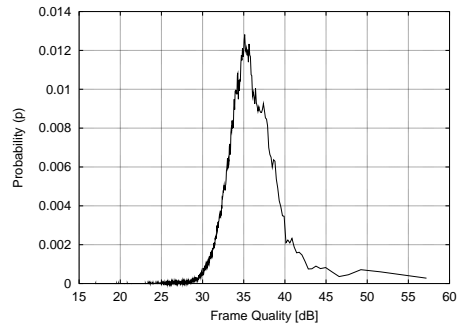
Encoding without rate control

Encoding with rate control

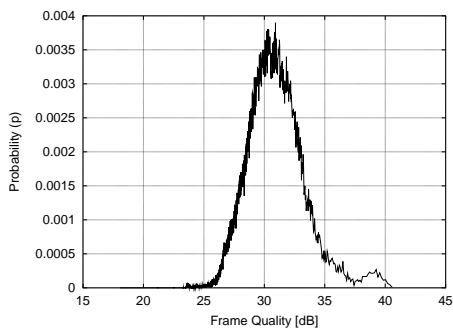
Figure 30: Video frame quality Q_n^{agg} (in dB) as a function of the frame index n for the aggregate stream of temporal scalable QCIF video.



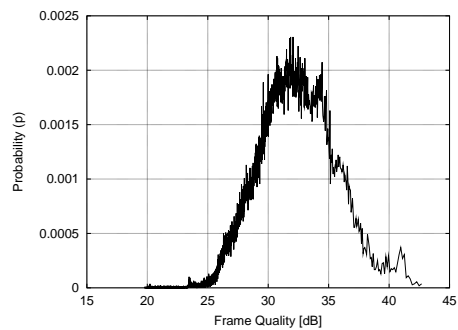
a) *Star Wars IV* with high quality



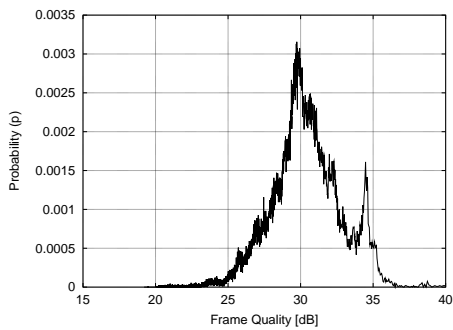
d) *Star Wars IV* with 256 kbps target bit rate



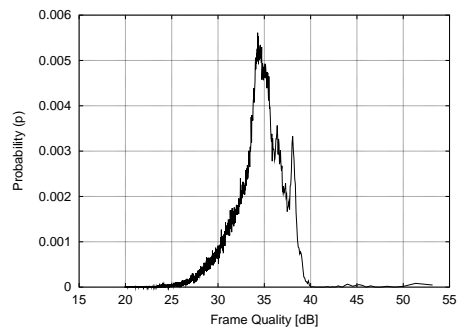
b) *Jurassic Park I* with medium quality



e) *Jurassic Park I* with 128 kbps target bit rate



c) *Silence of the Lambs* with low quality

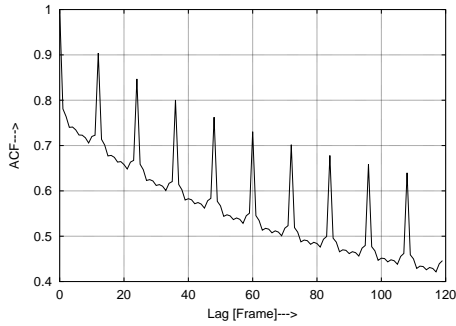


f) *Silence of the Lambs* with 64 kbps target bit rate

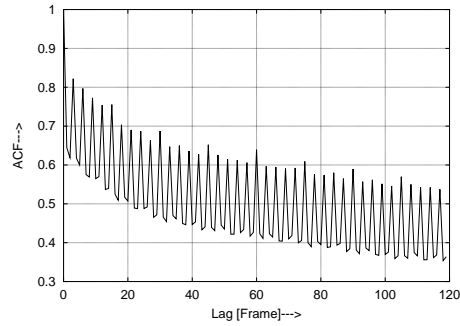
Encoding without rate control

Encoding with rate control

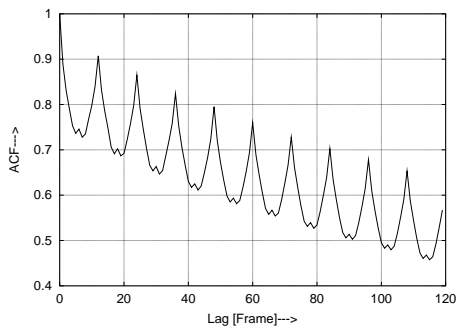
Figure 31: Histograms of video frame quality Q_n^{agg} (in dB) of the aggregate stream of temporal scalable QCIF video.



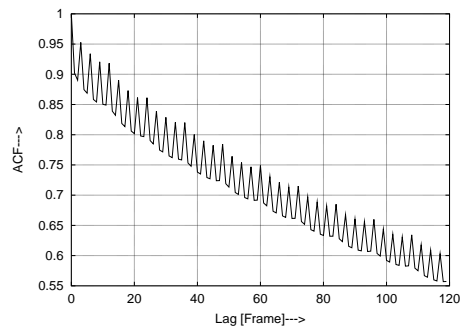
a) *Star Wars IV* with high quality



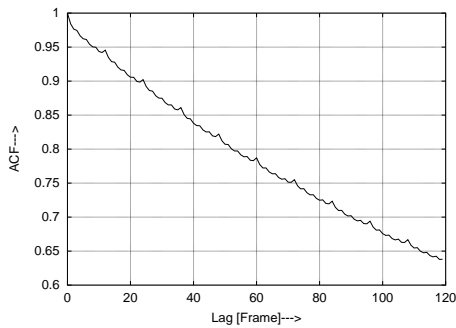
d) *Star Wars IV* with 256 kbps target bit rate



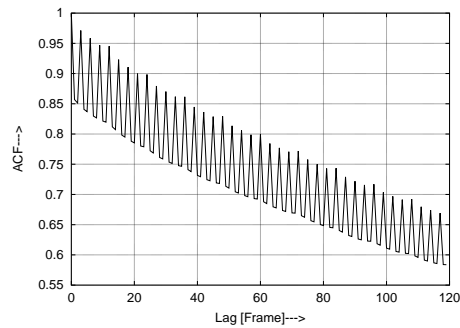
b) *Jurassic Park I* with medium quality



e) *Jurassic Park I* with 128 kbps target bit rate



c) *Silence of the Lambs* with low quality

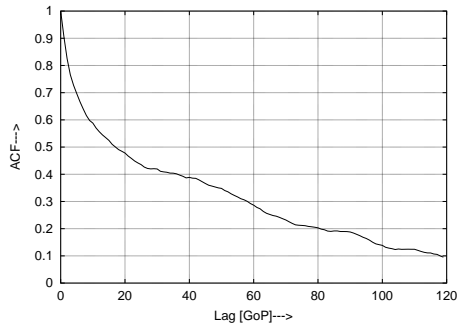


f) *Silence of the Lambs* with 64 kbps target bit rate

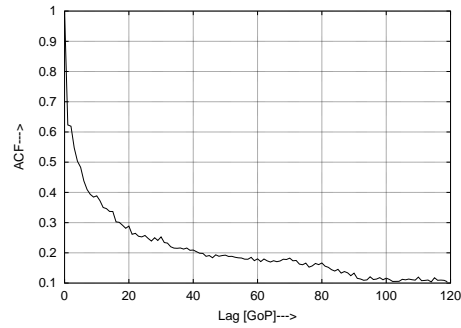
Encoding without rate control

Encoding with rate control

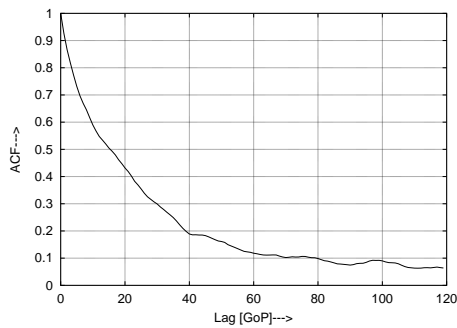
Figure 32: MSE autocorrelation coefficient $\rho_M(k)$ as as function of the lag k (in frames) for the aggregate stream of temporal scalable QCIF video.



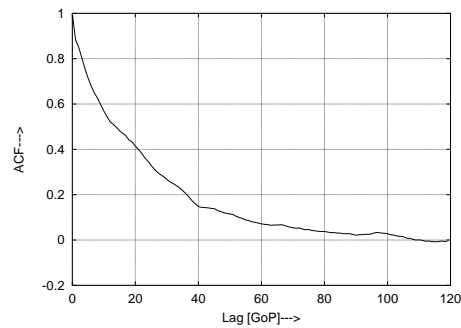
a) *Star Wars IV* with high quality



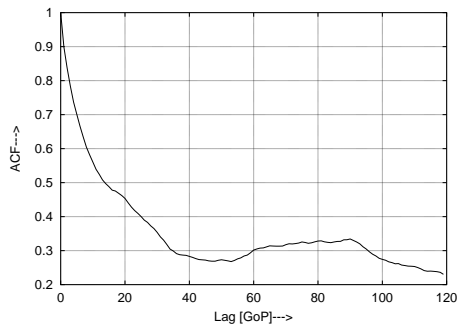
d) *Star Wars IV* with 256 kbps target bit rate



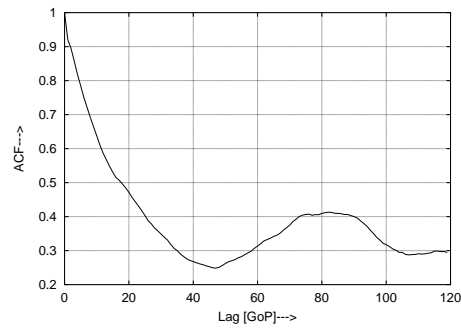
b) *Jurassic Park I* with medium quality



e) *Jurassic Park I* with 128 kbps target bit rate



c) *Silence of the Lambs* with low quality

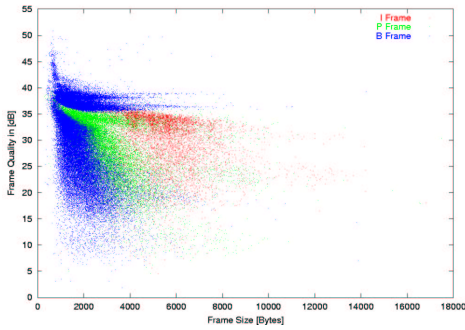


f) *Silence of the Lambs* with 64 kbps target bit rate

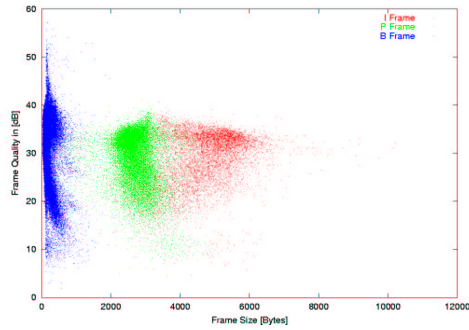
Encoding without rate control

Encoding with rate control

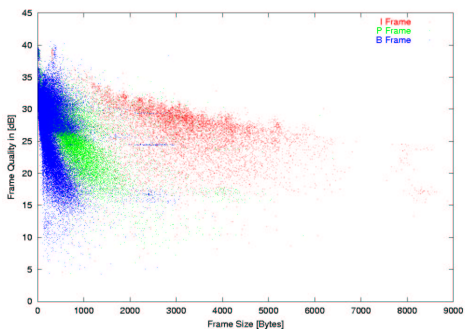
Figure 33: MSE autocorrelation coefficient $\rho_M^{(G)}(k)$ as a function of the lag k (in GoPs) for the aggregate stream of temporal scalable QCIF video.



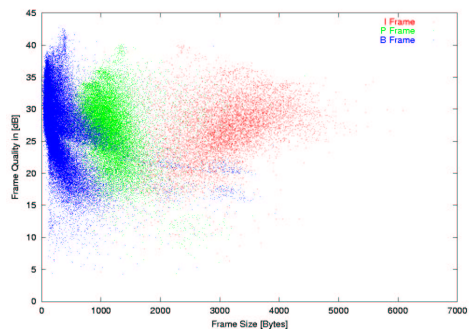
a) *Star Wars IV* with high quality



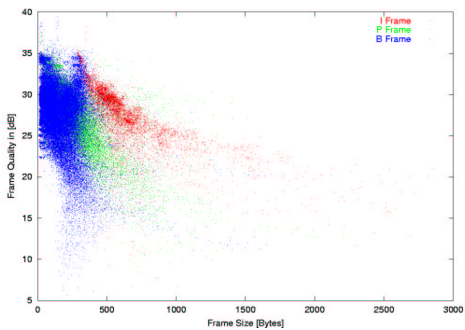
d) *Star Wars IV* with 256 kbps target bit rate



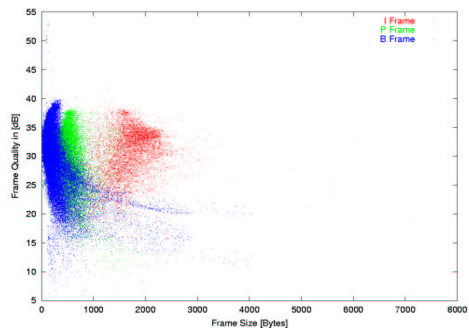
b) *Jurassic Park I* with medium quality



e) *Jurassic Park I* with 128 kbps target bit rate



c) *Silence of the Lambs* with low quality

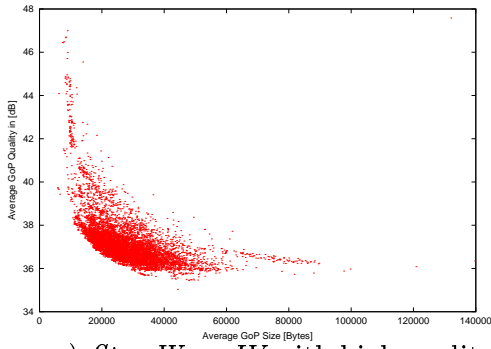


f) *Silence of the Lambs* with 64 kbps target bit rate

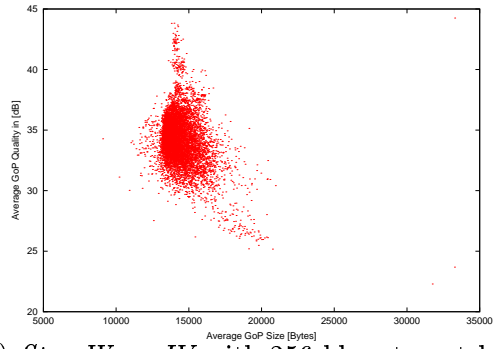
Encoding without rate control

Encoding with rate control

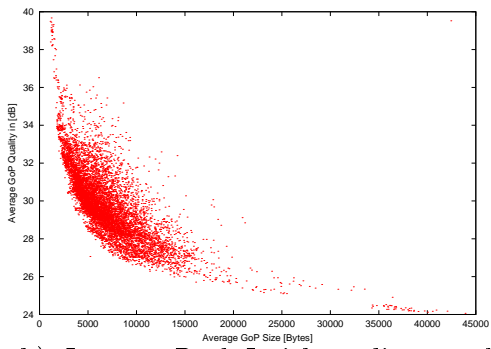
Figure 34: Scatter plots of frame size and frame quality for aggregate stream of temporal scalable QCIF video.



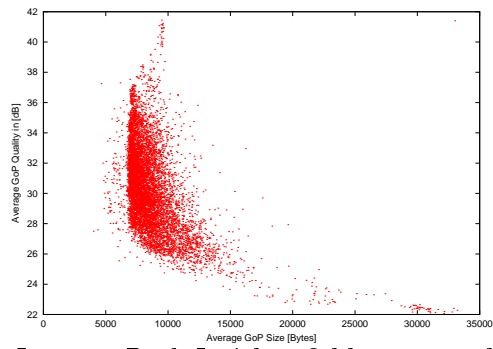
a) *Star Wars IV* with high quality



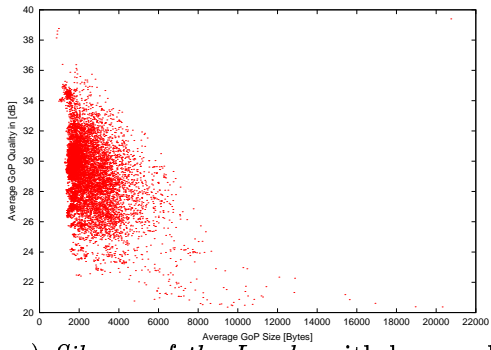
d) *Star Wars IV* with 256 kbps target bit rate



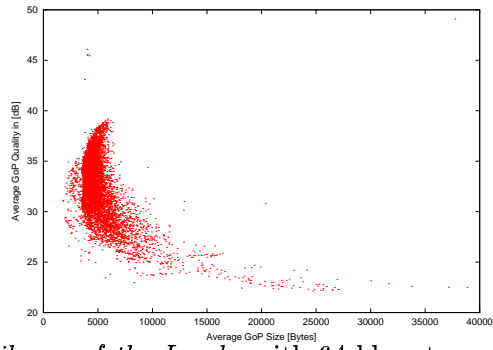
b) *Jurassic Park I* with medium quality



e) *Jurassic Park I* with 128 kbps target bit rate



c) *Silence of the Lambs* with low quality

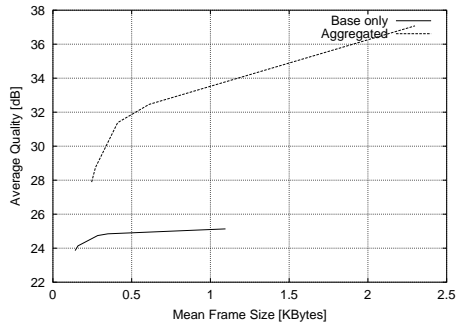


f) *Silence of the Lambs* with 64 kbps target bit rate

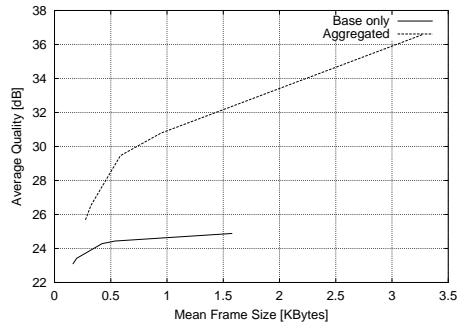
Encoding without rate control

Encoding with rate control

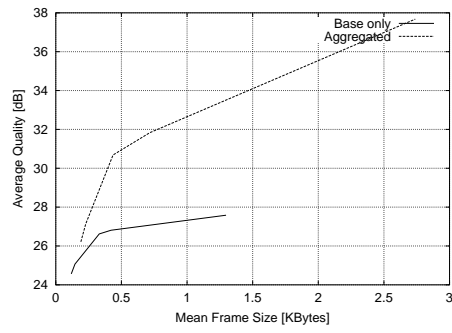
Figure 35: Scatter plots of GoP size and average GoP quality for aggregate stream of temporal scalable QCIF video.



a) *Star Wars IV*



b) *Jurassic Park I*



c) *Tonight show w/o Commercials*

Figure 36: Rate-distortion plots for aggregate stream of temporal scalable QCIF video.